

CENTRE FOR MONITORING ELECTION VIOLENCE

මැතිවරණ ප්‍රචණ්ඩතාව නිරීක්ෂණ මධ්‍යස්ථානය
தேர்தல் வன்முறைகளைக் கண்காணிப்பதற்கான நிலையம்

91A, Fifth Lane, Colombo 3, Sri Lanka

Tel: 011 5540141 - 47, 011 5540149, 011 5621886, 011 5621904 Fax: 011 5540150-51

E-mail: cmev@cpalanka.org Website: www.cpalanka.org

INTERIM REPORT – Presidential Election 2005

21st November 2005

The Centre for Monitoring Election Violence monitored the incidence of election related violence throughout the Presidential Election campaign commencing with the close of nominations on 07 October 2005 and on Election Day, 17 November 2005. CMEV recorded a cumulative total of 484 incidents during the campaign and 297 incidents on Election Day.

During the campaign, of a total number of 484 incidents, the number of incidents classified as Major are 181. Of the Major Incidents 24 were in the Digamadulla District, 19 in the Gampaha District and 17 in the Puttalam District. The highest number of complaints according to party affiliation were made by the UNP (200) and the UPFA (151). The UPFA was identified as the alleged perpetrator in 90 of the Major Incidents and the UNP in 60.

The most serious incidents of election related violence were 05 Murders, of which 03 occurred in the Digamadulla District, and 01 each in the Trincomalee and Colombo Districts respectively. One of these murders was of the EPDP organizer in Pottuvil, another of an EPDP organizer in Trincomalee and a third in Colombo of a senior member of the EPDP. The remaining two murders occurred in Kalmunai, one of which was of a Muslim civilian and the other of a Sinhala Home Guard. Though all these murders may not be directly related to the election, occurring nevertheless within the context of one, they have a bearing on it. Whilst the party affiliation of the perpetrators has not been identified in any of the murders, those of the EPDP organizers and a member are part of the violence characterizing the relationship between the LTTE and groups opposed to it, in the prevailing situation in the North and East.

Of the 297 incidents reported to CMEV on Election Day, 43 were classified as Major and 81 as Minor Incidents. An additional 173 incidents were classified as specific offences under the election law. The highest number of Major incidents (30) involved Threat and Intimidation and the highest number of specific election law offences (61) related to small-scale voter impersonation. The areas worst affected by violence and intimidation including 02 murders were in the North and East and they are dealt with in a separate section. Outside the North and East, the highest number of Incidents (i.e. those classified as Major, Minor as well as specific election law offences) were recorded in the Hambantota District (41), Kurunegala District (28), Anuradhapura District (22), Colombo District (20), Puttalam District (20) and the Matara District (15). The highest number of complaints by party affiliation were made by the UNP (30). The UPFA made 14 complaints. The UPFA was identified as the alleged perpetrator in 83 incidents and the UNP in 52. The party affiliation of the perpetrator has not been identified in 105 incidents.

During the campaign CMEV had 161 monitors in the field and on Election Day 4,592 monitors including 80 monitors in 40 Mobile Teams of 02 monitors each. In addition, 17 International Observers were deployed in the North and East. On Election Day, CMEV monitored 6,237 Polling Stations or 59.5 % of the total number of 10,478 Polling Stations. Of these CMEV has reports of incidents in 264 or 2.51% of the total number of Polling Stations.

Throughout the campaign CMEV received the support and cooperation of the Elections Commissioner and his officials and the Police. However, in certain instances in the North and East difficulties were encountered with obtaining information from the Police and in certain areas on Election Day, election officials stated that they had not received notification of the names of CMEV stationary monitors in Polling Stations.

In the Beliatta Polling Division, a CMEV monitor was assaulted by a large group of UPFA supporters and his digital camera was forcibly taken away. The monitor was assaulted for having taken photographs of vehicles displaying campaign material of Mr. Mahinda Rajapaksa. A statement has been lodged with the Beliatta Police (EIB154/126). The IGP has been informed accordingly and requested to take prompt action.

CMEV expresses its thanks and appreciation for the financial support given to it by the Canadian International Development Agency (CIDA), USAID through the National Democratic Institute (NDI), NORAD, the Japanese Government and the Swedish International Development Agency (SIDA). Their contributions amounted to Rs 30 million.

Media

As in previous election campaigns, the role of the media has to be highlighted. According to media monitoring reports of a number of organizations including the Centre for Policy Alternatives (CPA), biased and partial media coverage was a feature of this election as well. Both the state controlled and private media displayed bias - the latter in favour of the UNP candidate and the former in favour of the Prime Minister Mr Rajapaksa.

Special mention needs to be made of the coverage by the state controlled electronic media organs. Under the provisions of the 17th Amendment to the Constitution the Election Commissioner is empowered to appoint a Competent Authority to oversee the programming of the Sri Lanka Rupavahini Corporation (SLRC) and the Sri Lanka Broadcasting Corporation (SLBC). He can also issue guidelines in respect of the private media and the state controlled media agencies not specified under the 17th Amendment. As in the last General Election of April 2004, the Commissioner appointed a Competent Authority at the end of the campaign, in respect of the SLRC and the SLBC.

CMEV is of the opinion that the appointment of the Competent Authority was made too late despite the urgings of media monitoring institutions, to reverse the impact of the blatantly biased coverage accorded to the Prime Minister's campaign in the state controlled media. We also urge that the law be extended to cover all state electronic media organs and that the Commissioner or the Commission to be appointed, is empowered to monitor the implementation of guidelines given to all media in the course of an election campaign.

Voter Registration

CMEV has received over 150 complaints of effective disenfranchisement from citizens in the Colombo District. These complaints range from those who claim to have handed in their voter registration forms and yet have had their names removed from the voter register to those who claim to have received polling cards only to find that their names were nevertheless not in the voter register. CMEV will be placing an advertisement in the newspapers calling for information from people so affected in order that further action can be taken.

The voting rights of conflict and tsunami affected Internally Displaced Persons (IDPs) remains a matter of concern to CMEV. CMEV will also continue to lobby for the enfranchisement of migrant workers.

North and East

The conduct of the Presidential poll in the North and East once again led to the creation of 'cluster' polling stations for registered voters living in areas under LTTE control. According to the electoral registers of 2004, there are 952,324 registered voters in the Northern Province (Jaffna and Vanni) and 953,936 in the Eastern Province (Trincomalee, Batticaloa and Digamadulla). 1,98,286 persons live in areas under LTTE control in the North, while 91,487 persons live in areas under LTTE control in the East. These figures, for the North in particular, have been contested due to the absence of any verification in some areas for the past ten years or more.

There were 308 cluster polling stations set up in the Northern Province; in Jaffna District, polling stations were clustered for those living in both LTTE-controlled areas as well as government-controlled areas. In the Eastern Province, there were 105 cluster polling stations set up for those living in areas under LTTE control.

The issue of cluster polling stations was the subject of a Supreme Court interim order issued on November 9 in response to petitions filed by two Presidential candidates calling on the Commissioner of Elections to extend the distance separating the polling stations from the Sri Lanka army line of control by a further 500 meters, granting the Senior Presiding Officer powers to seek clarification of voter identity and to order preventive detention of persons suspected of impersonation. CMEV intervened in this case to ensure that there was no effective disenfranchisement of voters in the areas under LTTE control.

Elections in the North and East were further complicated because of the confusion created by the statements of the Tamil National Alliance (TNA) and the LTTE on November 10, declaring that the Tamil people had no reason to be concerned with the elections but that there would be no restrictions placed on those who decided to vote.

However, incidents of violence and intimidation in Jaffna and throughout the Eastern Province in the days that followed created an atmosphere that was not conducive to the carrying out of a free and fair election. The LTTE promise not to disrupt the elections notwithstanding, the reports submitted by CMEV monitors clearly indicates the contrary. In Jaffna, posters and leaflets calling for a boycott were widely disseminated. There were some reports of postmen having polling cards snatched from them, as well as of intimidation of those who had volunteered to be EPDP polling agents. On the 16th, grenades were flung at several offices of the EPDP in Jaffna. On election day, CMEV monitors reported an almost complete shut down of the District, and intimidating surveillance of polling stations by groups of youth. As a result, the total votes polled in the Jaffna District was 1.21%, and 34.03% in the Vanni District.

Among the most serious incidents reported from the East were: the killing of EPDP Trincomalee organizer Poologarajan on November 6; the killing of EPDP Pottuvil organizer Sahabdeen on November 10; at least 5 grenade attacks on polling stations in Batticaloa on the night of the 16th; at least 4 grenade attacks on polling stations in Batticaloa on the 17th during polling hours; intimidation of ferry operators at lagoon crossing points from LTTE-controlled areas and burning of tyres on main access roads within LTTE-controlled areas.


CMEV strongly believes that the tension created in the North and East due to acts of intimidation and violence witnessed and documented by its monitors in these areas acted to prevent large numbers of voters from going to the polls. Had there been a free and fair election held in the North and East, CMEV feels that the outcome of the Presidential polls could have been different. In a letter to Elections Commissioner on November 18, CMEV called for a re-poll of the North and East based on the above.

Final comment

The situation in the North and East apart, on the basis of information gathered from our monitors, CMEV believes that the Presidential elections of 2005 have been the least marred by acts of violence and intimidation. However, reports of extensive intimidation of voters in Beliatta, Weligama and Hanguranketha, for example, demonstrate that the use of violence as a political strategy has not been eradicated from our political culture.

CMEV believes that the reduction in levels of election-related violence is an affirmation of the work of all civil society groups engaged in monitoring the democratic process in Sri Lanka and also reflects a change in attitude of all Sri Lankan political parties in terms of the use of violence during elections. We also acknowledge the work of the Commissioner of Elections and the Police in this respect. The challenge of conducting a truly free and fair election throughout Sri Lanka, nevertheless remains.

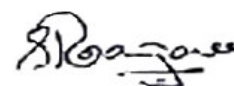
CMEV was formed in 1997 by the Centre for Policy Alternatives (CPA), the Free Media Movement (FMM) and the Coalition Against Political Violence as an independent and non-partisan organisation to monitor the incidence of election related violence.



DR. PAIKIASOTHY SARAVANAMUTTU
CO – CONVENOR



MS. SUNILA ABEYSEKARA
CO – CONVENOR



Ms. SEETHA RANJANI
CO – CONVENOR

CENTRE FOR MONITORING ELECTION VIOLENCE

මැතිවරණ ප්‍රචණ්ඩත්වය නිරීක්ෂණ මධ්‍යස්ථානය
தேர்தல் வன்முறைகளைக் கண்காணிப்பதற்கான நிலையம்

91A, Fifth Lane, Colombo 3, Sri Lanka

Tel: 011 5540141 - 47, 011 5540149, 011 5621886, 011 5621904 Fax: 011 5540150-51

E-mail: cmev@cpalanka.org Website: www.cpalanka.org

The following is a letter sent to Mr. Dayananda Dissanayake, The Commissioner of Elections

URGENT

Mr. Dayananda Dissanayake,
The Commissioner of Elections,
Colombo.

Dear Mr. Dissanayake,

The Centre for Monitoring Election Violence (CMEV), having fielded teams of mobile election monitors as well as monitors in many of the polling stations throughout the north and east on election day November 17 2005 strongly feels that the environment that prevailed during the election campaign and on Election Day in the north and east were not conducive to the conduct of a free and fair election.

There are two separate situations that we would like to address in this regard.

In the North, the major issue was that of intimidation of voters through diverse means including the distribution of posters and leaflets that aggressively discouraged people from going to the polls. This led to the total turn out of the polls in the Jaffna District, for example, being as low as 1.5% of the total number of registered voters.

In the East, too, persons from areas under LTTE control were denied access to the transport – buses and ferries – that had been made available by the government in order to enable them to travel to the cluster polling stations set up in government-controlled areas.

However, in addition, there were acts of violence that took place on the night prior to elections and throughout election day that terrorized and intimidated people from going to the polls.


Among the most serious incidents are:

- a grenade thrown at the TRO office on Bar Road, Batticaloa at 6.30 a.m. on the 16th;
- a Muslim civilian shot and injured at Pandirippu, Kalmunai at about 7 p.m. on the 16th;
- Alhaj Ahmed Lebbe of Kalmunai shot and killed in Kalmunai town on the night of the 16th;
- Albert Gunaratnam of Trincomalee shot and injured in Trincomalee on the night of the 16th;
- a grenade thrown at the Iruthayapuram polling station in Batticaloa at 8.30 p.m. on the night of the 16th; 3 soldiers injured;
- a grenade thrown at Kulaiwadikolani polling station in Batticaloa at 8.30 p.m. on the night of the 16th; one soldier and one policeman injured;
- a grenade thrown at Palaimeendmadu polling station in Batticaloa at 3.30 a.m. on the 17th;
- attacks on 3 EPDP offices in Jaffna – in Chavakachcheri, Mallakam and Manipay – on the 16th;
- a grenade thrown at the main counting center in Batticaloa town at the Hindu College premises on the 17th;
- a grenade thrown at Puthunagar Police post on the night of the 16th;
- a grenade thrown at the Vigneswara Vidyalaya polling station on the night of the 16th;
- a grenade thrown at the Santhiveli Vinayagar School in Batticaloa at about 9.30 on the night of the 16th;
- a grenade thrown at the Chenkalady Maha Vidyalaya polling station (a cluster polling station) on the 17th; 6 persons were injured, including 2 policemen and a 14 year old boy;
- a grenade attack on the Kaluthavalai Maha Vidyalaya polling station at 8 a.m. on the 17th;
- A Sub-Inspector of Police and his driver were assaulted by a crowd of alleged UNP supporters when he detained a person suspected of impersonation in Kattankudi
- a grenade thrown at Hindu Maha Vidyalaya polling station, Valaichchenai, in the morning of the 17th.
- a grenade thrown at Hindu Maha Vidyalaya polling station, Valaichchenai, in the afternoon of the 17th.

In light of the above incidents, CMEV calls on you to use the powers vested in you as Commission of Elections to call for a re-poll of the North and East in order to ensure that a truly free and fair election of the chief executive of Sri Lanka has taken place.

We would like to refer to Section 103(2) of the 17th Amendment to the Constitution that mandates the Commissioner to ensure the conduct of a free and fair poll. This, as you well know, in terms of the Presidential Elections Act of 1981 and the Elections (Special Provisions) Act of 1988, is especially so in circumstances which could affect the outcome of the elections. We draw your attention also to Article 21(2) of the Elections (Special Provisions) Act which refers to the need for a re-poll where due to an emergency or unforeseen circumstance, the poll for the election of a District cannot be taken.

We hope that you will consider the circumstances of violence and intimidation that accompanied the Presidential polls in the Northern Province and in the Eastern Province on November 17 and call for a re-poll in keeping with the powers vested in you by law.



DR. PAIKIASOTHY SARAVANAMUTTU
CO - CONVENOR



MS. SUNILA ABESEKARA
CO - CONVENOR



MS. SEETHA RANJANI
CO - CONVENOR

PRE-ELECTION VIOLENCE

Alleged Perpetrators of Violence (Cumulative Figures) Date:16/11/2005

AREA/PARTY	UPFA										UNP				SLNP	NLF	DUA	USP	SLPF	SEP	ULF	JSP	RJP	ELPP	UNAF	POLICE	LTTE	A - Z	PNG	TOTAL	
	SLFP	JVP	MEP	NUA	MP	EPDP	CP	LSSP	JHU	UPFA	UNP	SLMC	CWC	UCPC																	
Western																															
Colombo		6								13	11													2	1		17	50			
Gampaha	2	4								12	15												1				3	37			
Kalutara		2								4	9																5	20			
Total (Western)	2	12	0	0	0	0	0	0	0	29	35	0	0	0																	
	Total										43	Total				35	0	0	0	0	0	0	0	0	0	0	3	1	0	25	107
Central																															
Kandy	3	4								9	3													1			4	24			
Matale	2									3	1																3	9			
N ' Eliya										5	2		1														3	11			
Total (Central)	5	4	0	0	0	0	0	0	0	17	6	0	1	0																	
	Total										26	Total				7	0	0	0	0	0	0	0	0	0	1	0	0	10	44	
North Western																															
Kurunegala	1	1								8	3													2			3	18			
Puttlam	3	2								12	15																7	39			
Total (North Western)	4	3	0	0	0	0	0	0	0	20	18	0	0	0																	
	Total										27	Total				18	0	0	0	0	0	0	0	0	0	2	0	0	10	57	
North Central																															
A 'pura	1	1								7	5																4	18			
Polonnaruwa										7	4													2			3	16			
Total (North Central)	1	1	0	0	0	0	0	0	0	14	9	0	0	0																	
	Total										16	Total				9	0	0	0	0	0	0	0	0	0	2	0	0	7	34	
Southern																															
Galle	1	1								8	6																5	21			
Hambantota		1								4	1																1	7			
Matara	3	1								10	9																4	27			
Total (Southern)	4	3	0	0	0	0	0	0	0	22	16	0	0	0																	
	Total										29	Total				16	0	0	0	0	0	0	0	0	0	0	0	0	10	55	
Uva																															
Badulla	8									11	8																4	31			
Monaragala	1									5	7																1	14			
Total (Uva)	9	0	0	0	0	0	0	0	0	16	15	0	0	0																	
	Total										25	Total				15	0	0	0	0	0	0	0	0	0	0	0	0	5	45	
Sabaragamuwa																															
Ratnapura		1								26	20																19	66			
Kegalle	1									9	6																1	17			
Total (Sabaragamuwa)	1	1	0	0	0	0	0	0	0	35	26	0	0	0																	
	Total										37	Total				26	0	0	0	0	0	0	0	0	0	0	0	0	20	83	
Northern																															
Jaffna										1																	2	3			
Wanni																												0			
Total (Nothern)	0	0	0	0	0	0	0	0	0	1	0	0	0	0																	
	Total										1	Total				0	0	0	0	0	0	0	0	0	0	0	0	0	2	3	
Eastern																															
Batticaloa	2										2																	4			
Trincmalee		3									1														2		3	9			
Digamadulla										18	8	6												1			10	43			
Total (Eastern)	2	3	0	0	0	0	0	0	0	18	11	6	0	0																	
	Total										23	Total				17	0	0	0	0	0	0	0	0	0	0	3	0	13	56	
GRAND TOTAL	28	27	0	0	0	0	0	0	0	172	136	6	1	0																	
	Total										227	Total				143	0	0	0	0	0	0	0	0	0	0	8	4	0	102	484

Offences Report (Cumulative Figures)

Date:16/11/2005

AREA / OFFENCE	Major Incidents										Major (Total)	Minor incidents						Total # of Incidents	Remarks		
	Murder	Att. Murder	Hurt	Griev. Hurt	Assault	Threat & Intimid.	Misuse of State Resources	Robbery	Arson	Abduction		Mischief	Threat	Damage to Property	Election Offence	Others	Minor (Total)		Firearms Involved	Poll.. Related	Postal Vote Related
Western																					
Colombo	1		3		6	2	1			1	14	1	4		31		36	50	2		6
Gampaha			1		13	4			1		19	1	2	2	13		18	37	2		3
Kalutara					5	1	1				7	2	2	1	8		13	20	1		
Sub Total (Western)	1	0	4	0	24	7	2	0	1	1		4	8	3	52	0		0	5	0	9
Central																					
Kandy		1	1		5		1		1		9		4		11		15	24	2		
Matale			1		2	1					4		4		1		5	9			
N' Eliya											0	1	3	1	6		11	11	1		
Sub Total (Central)	0	1	2	0	7	1	1	0	1	0		1	11	1	18	0		0	3	0	0
North Western																					
Kurunegala					1	2		1	1		5	3	2	1	7		13	18	2		
Puttlam		1	2		10	2	2				17	1	14	1	6		22	39	4		
Sub Total (Nor-West)	0	1	2	0	11	4	2	1	1	0		4	16	2	13	0		0	6	0	0
North Central																					
A 'pura			3		6	3					12		2		4		6	18	4		2
Polonnaruwa		1	3	1	3						8	1	2		4	1	8	16	2		
Sub Total (Nor-Cen.)	0	1	6	1	9	3	0	0	0	0		1	4	0	8	1		0	6	0	2
Southern																					
Galle					3	1	3		2		9	4	2	1	5		12	21	1		
Hambantota			1		1		1				3	1			3		4	7	1	1	1
Matara			1		1		4				6	3	7	3	8		21	27			
Sub Total (Southern)	0	0	2	0	5	1	8	0	2	0		8	9	4	16	0		0	2	1	1
Uva																					
Badulla			3		4		4				11	4	7	1	8		20	31	1		1
Monaragala			2		1		3				6	2	4	1	1		8	14			
Sub Total (Uva)	0	0	5	0	5	0	7	0	0	0		6	11	2	9	0		0	1	0	1
Sabaragamuwa																					
Ratnapura			3		2	1	4				10	1	2	1	52		56	66	1		
Kegalle			1		3		2		1		7	1	2	1	6		10	17			1
Sub Total (Sabara)	0	0	4	0	5	1	6	0	1	0		2	4	2	58	0		0	1	0	1
Northern																					
Jaffna		1									1				2		2	3	1	1	1
Wanni											0						0	0			
Sub Total (Nothern)	0	1	0	0	0	0	0	0	0	0		0	0	0	2	0		0	1	1	1
Eastern																					
Batticaloa		1			2						3		1				1	4	1		
Trincomalee	1	3			2						6		1		2		3	9	4		
Digamadulla	3	2	3		13	2		1			24	3	7	7	2		19	43	7		
Sub Total (Eastern)	4	6	3	0	17	2	0	1	0	0		3	9	7	4	0		0	12	0	0
GRAND TOTAL	5	10	28	1	83	19	26	2	6	1	181	29	72	21	180	1	303	484	37	2	15

Category of Offences Carried Out by Each Party (Cumulative Figures) Date:16/11/2005

Perpetrators		Major Incidents										Minor Incidents						Remarks							
		Murder	Att. Murder	Hurt	Grie. Hurt	Assault	Threat & Intimidation	Misuse Of state Resources	Robbery	Arson	Abduction	Major (Total)	Mischief	Threat	Damage to Property	Election Offence	Others	Minor (Total)	GRAND TOTAL		Firearms Involved	Poll., Related	Postal Vote Related		
UPFA	SLFP			1		5	1	5				12	2	7	1	6		16	28	1					
	JVP					3	2				5		4		18		22	27	1						
	MEP										0						0	0							
	NUA										0						0	0							
	MP										0						0	0							
	EPDP										0						0	0							
	CP										0						0	0							
	LSSP										0						0	0							
	JHU										0						0	0							
UPFA		2	12		32	8	14	1	4	73	90	6	16	6	70	1	99	137	172	227	12	1	4		
UNP	UNP			12	1	37	2	5	1	1	59	4	28	8	37		77	136	4			3			
	SLMC			1		1					2		2	2			4	6							
	CWC										0		1				1	1							
	UCPF										0						0	82	0	143					
SLNP										0							0	0							
NLF										0							0	0							
DUA										0							0	0							
USP										0							0	0							
SLPF										0							0	0							
SEP										0							0	0							
ULF										0							0	0							
JSP										0							0	0							
RJP										0							0	0							
ELPP										0							0	0							
UNAF										0							0	0							
POLICE			2		1						3	1			4		5	8				1			
LTTE	3	1									4						0	4	4						
A-Z											0						0	0							
PNG	2	7			4	6	2		1	1	23	16	14	4	45		79	102	15	1		7			
TOTAL	5	10	28	1	83	19	26	2	6	1	181	29	72	21	180	1	303	484	37	2	15				

Tabulations of Party Affiliations of Perpetrators and Complainants (Cumulative Figures) Date:16/11/2005

Comp.by Party against / Party	UPFA										UNP				SLNP	NLF	DUA	USP	SLPF	SEP	ULF	JSP	RJP	ELPP	UNAF	POLICE	LTTE	A - Z	PNG	TOTAL
	SLFP	JVP	MEP	NUA	MP	EPDP	CP	LSSP	JHU	UPFA	UNP	SLMC	CWC	UCPF																
Complaints by SLFP against											22																4	26		
Complaints by JVP against		1									27														2		8	38		
Complaints by MEP against											1																	1		
Complaints by NUA against																												0		
Complaints by MP against																												0		
Complaints by EPDP against																								4				4		
Complaints by CP against																												0		
Complaints by LSSP against																												0		
Complaints by JHU against											1																	1		
Complaints by UPFA against											56	6	1											3		15	81	151		
Complaints by UNP against	22	13								104	1													2		40	182			
Complaints by SLMC against										14	2															1	17			
Complaints by CWC against										1																		1		
Complaints by UCPF against																												0	200	
Complaints by SLNP against																												0		
Complaints by NLF against										1																		1		
Complaints by DUA against																												0		
Complaints by USP against																												0		
Complaints by SLPF against																												0		
Complaints by SEP against																												0		
Complaints by ULF against										1																		1		
Complaints by JSP against																												0		
Complaints by RJP against										1																1		2		
Complaints by ELPP against																												0		
Complaints by UNAF against																												0		
Complaints by POLICE against	2	11								34	9																9	65		
Complaints by LTTE against																												0		
Complaints by A - Z against										1														1		1		3		
Complaints by PNG against	4	2								15	17															23		61		
TOTAL	28	27	0	0	0	0	0	0	0	172	136	6	1	0	0	0	0	0	0	0	0	0	0	0	8	4	0	102	484	

UPFA - United People's Freedom Alliance
 SLFP - Sri Lanka Freedom Party
 JVP - Janatha Vimukthi Peramuna
 MEP - Mahajana Eksath Peramuna
 NUA - National Unity Alliance
 MP - Mahajana Party
 DVJP - Desha Vimukthi Janatha Party
 CP - Communists Party

LSSP - Lanka Sama Samaja Party
 AP - Athaula Party
 UNF - United National Front
 UNP - United National Party
 SLMC - Sri Lanka Muslim Congress
 CWC - Ceylon Workers' Congress
 UCPF - Ucountry People's Front
 JHU - Jathika Hela Urumaya

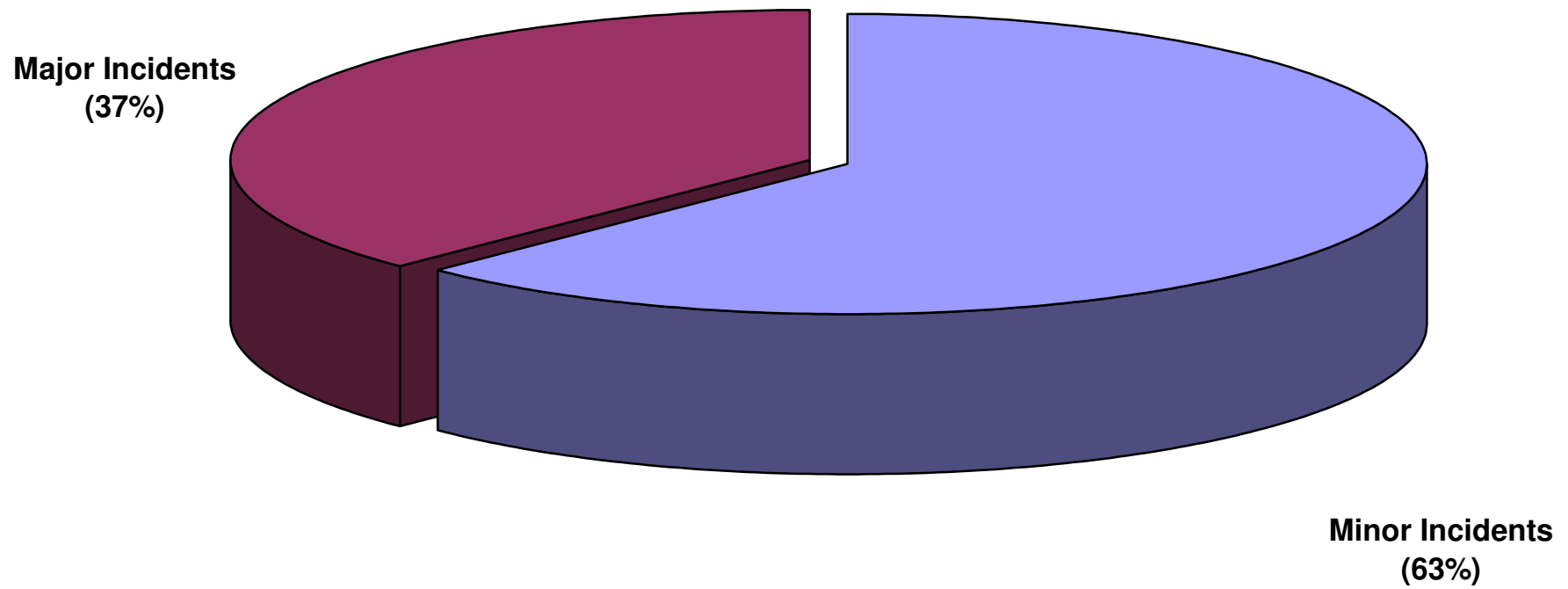
ITAK - Illangai Tamil Arusu Katchi
 EPDP - Eelam People's Democratic Party
 NLA - New Left Alliance
 LP - Liberal Party
 IND. - Ananda Sangari Fraction
 LTTE - Liberation Tigers of Tamil Eelam
 A - Z - Other Listed Party
 PNG - Parties Not Given

SLNP - Sri Lanka National Front
 NLF - New Left Front
 DUA - Democratic Unity Alliance
 LP - Liberal Party
 SLPF - Sri Lanka Progressive Front
 SEP - Socialist Equality Party
 ULF - United Lalith Front
 RJP - Ruhunu Janatha Party

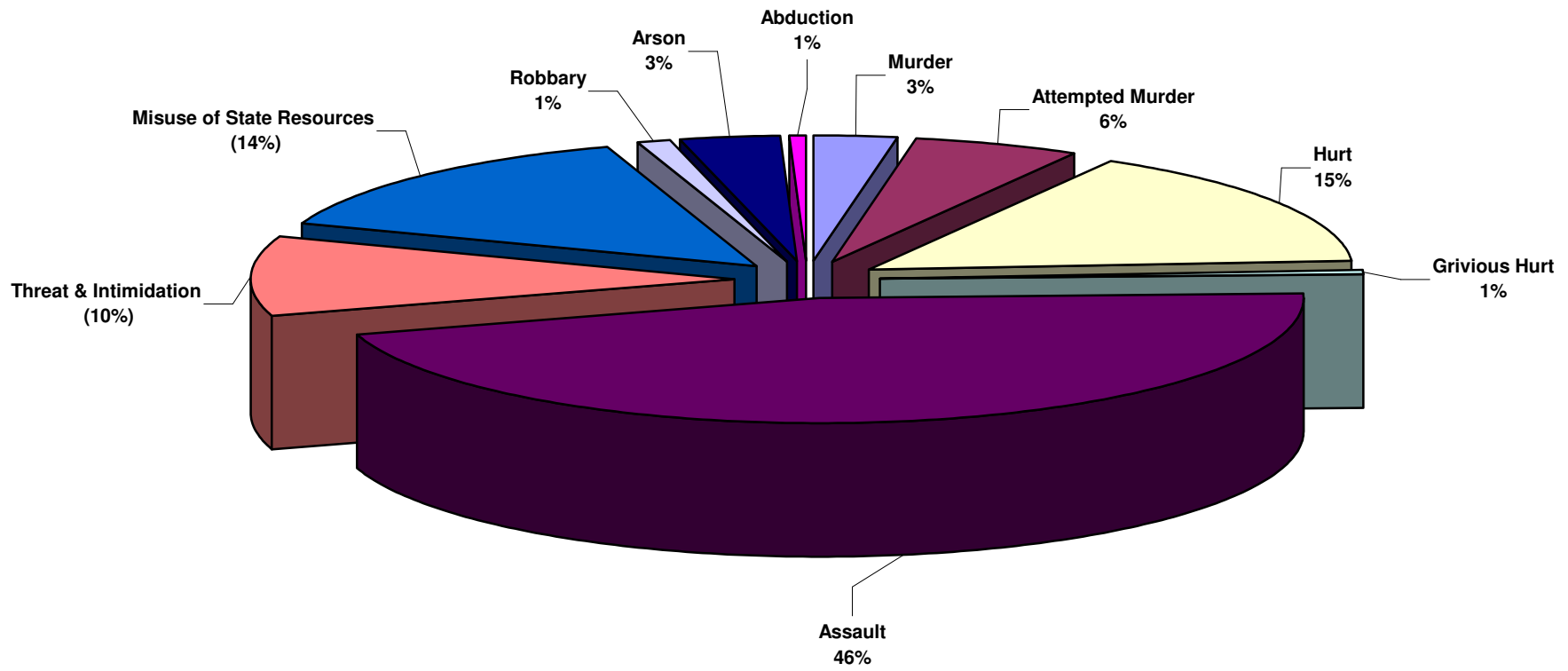
JSP - Jathika Sanwardhena Peramuna
 ELPP - Eksatha Lanka Podujana Paksaya
 UNAF - United National Alternative Front

A-Z = TNA /Liberral Party /Desha Hitaishi Jathika Viaparaya

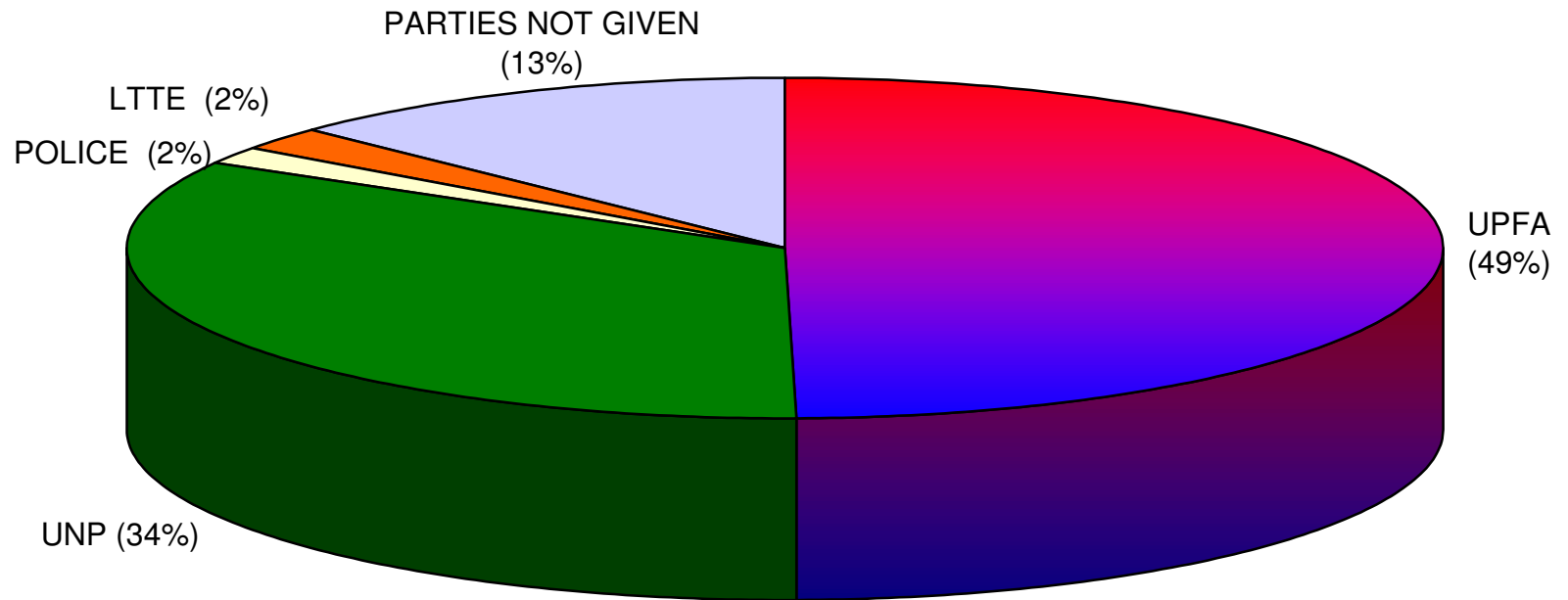
ALL INCIDENTS BY TYPE (484)



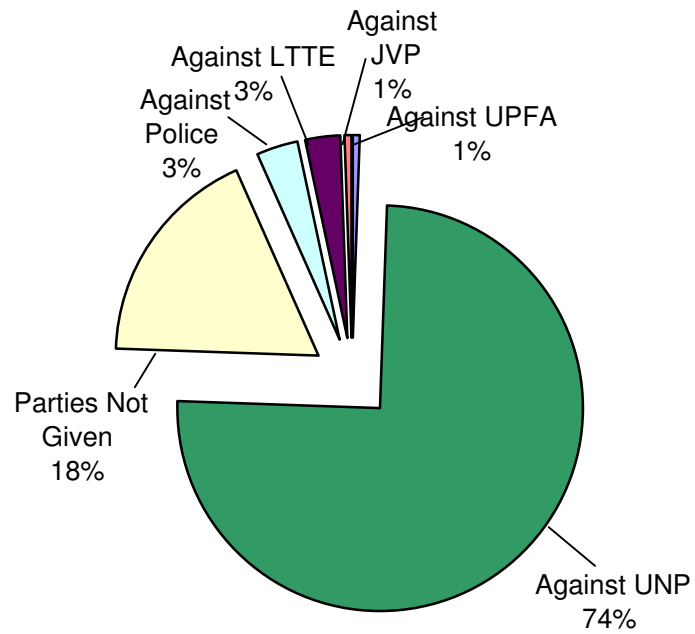
MAJOR INCIDENTS BY TYPE (181)



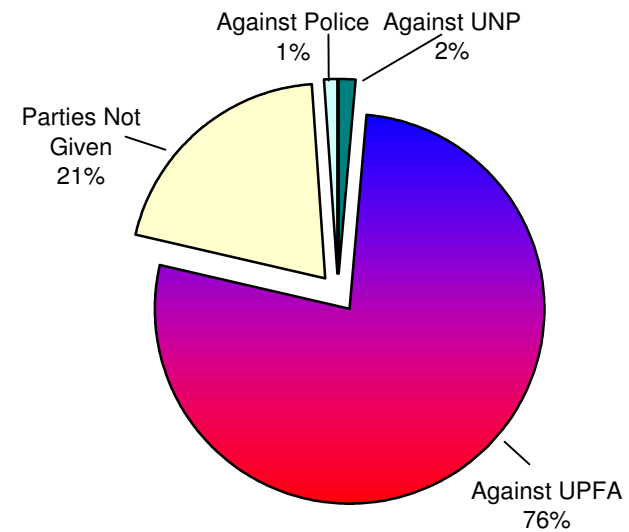
MAJOR INCIDENTS BY PARTY OF ALLEGED PERPETRATOR (181)



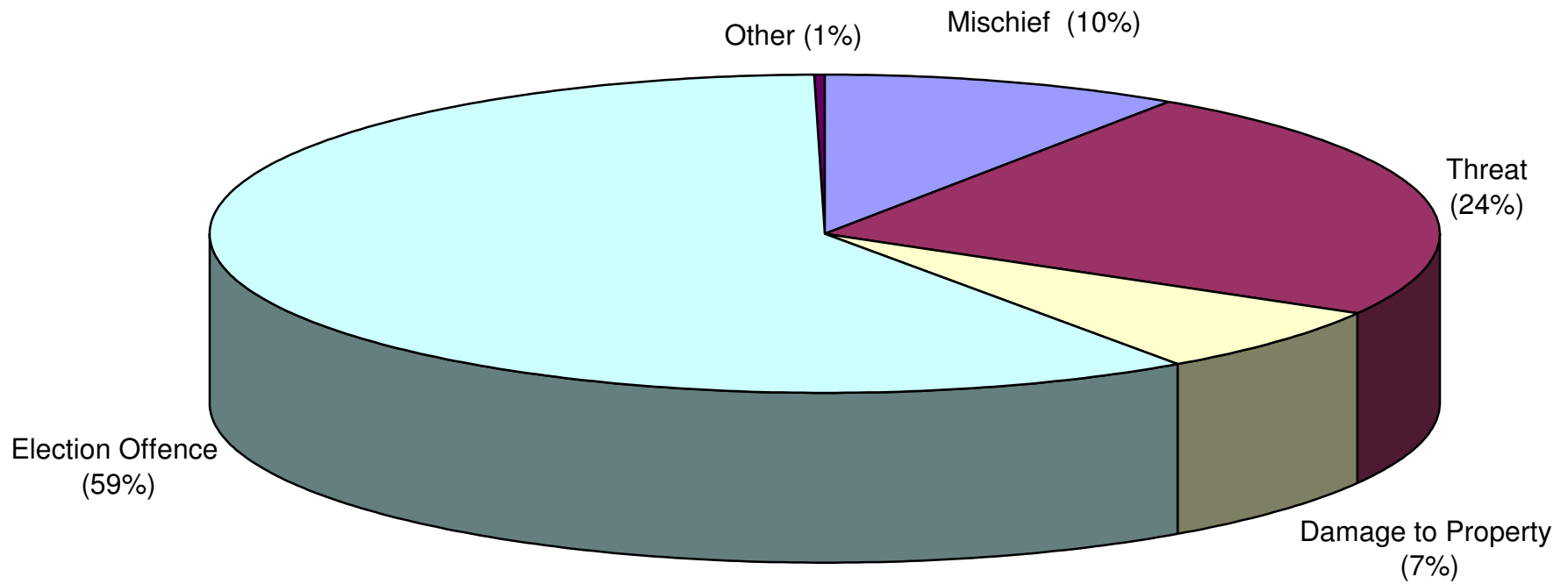
COMPLAINTS MADE BY UPFA (151)



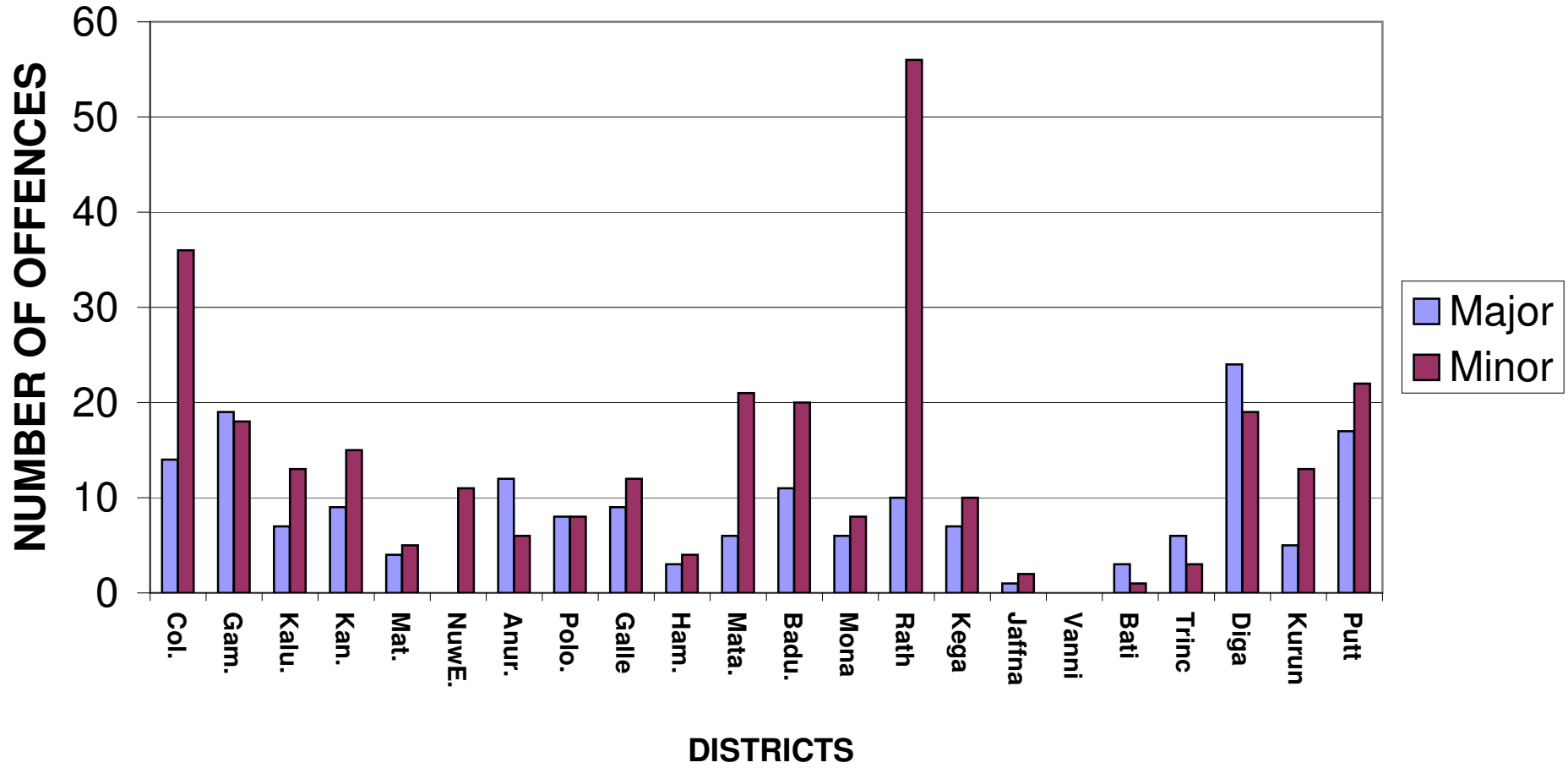
COMPLAINTS MADE BY UNP (200)



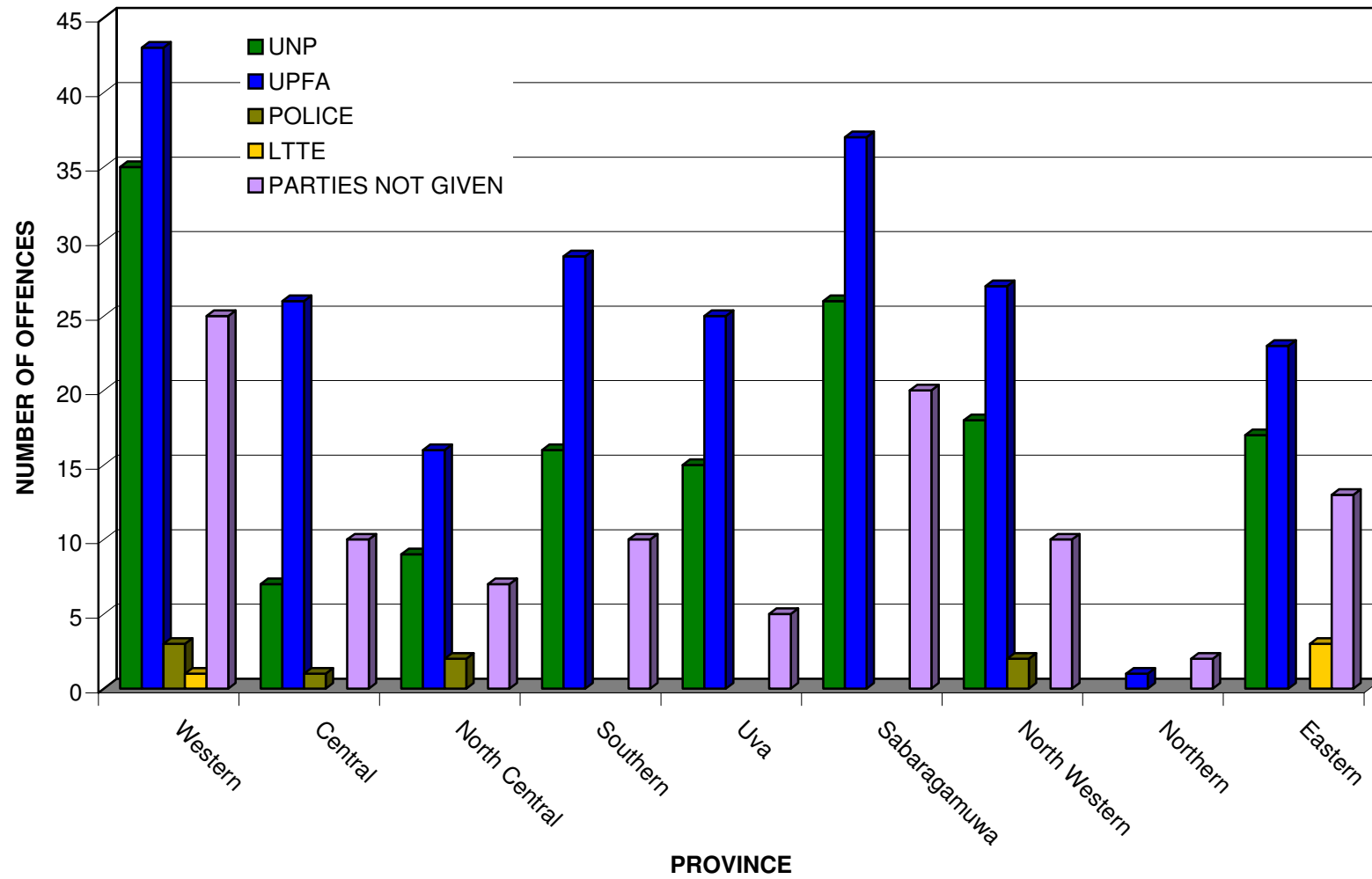
MINOR INCIDENTS BY TYPE (303)



OFFENCES REPORT - BY DISTRICT



OFFENCES REPORT - BY PROVINCE



ELECTION DAY VIOLENCE

ELECTION DAY INCIDENTS – SUMMARY BY POLLING DIVISION

Electoral Division	Total No of registered votes	Total No of polling centers	No of polling centers monitored	No. of polling centers monitored with incidents	Special comments
KANDY DISTRICT					
Galagedara	50,898	44	35	-	
Gampola	84,167	54	35	2	No 16- Three UNP supporters, Nihal Perera and two others were assaulted by UPFA supporters. No 17- UNP MP Lakshman Kirialla and his supporters assaulted UPFA supporters near the polling centre. Shots were fired into the air. This was as a result of a threat made by UPFA to not allow UNP supporters to vote.
Harispattuwa	138,171	101	45	-	
Hewaheta	61,006	47	25	1	No. 17 - CMEV monitor was not allowed to enter the polling centre by the SPO.
Kandy	36,326	25	25		
Kundasale	77,020	42	33	1	No. 34 – CMEV monitor was not allowed to enter the polling centre by the SPO.
Nawalapitiya	80,003	54	25	8	No. 14 – UNP supporters seized polling cards and threatened voters. No. 16 – UNP supporters seized polling cards and threatened voters. No. 48 – Voters were threatened and intimidated by a group of UPFA supporters. No. 21 / 12 / 11 – UNP Polling Agents were chased out from the polling centres by supporters of UPFA Minister Mr. Mahindananda Aluthgamage.

					No. 19 – Exhibiting model ballot papers near the polling centre by UPFA supporters. No. 43 – UNP representatives were threatened and intimidated by UPFA Minister Mr. Mahindanada Aluthgamage and his supporters.
Patha Dumbara	71,823	53	35	1	No. 32 - CMEV monitor were not allowed to enter the polling centre by the SPO.
Senkadagala	69,249	42	34	-	
Teldeniya	41,465	41	41	-	
Udu Dumbara	52,747	50	17	-	
Udunuwara	71,840	55	39	2	No. 15 – CMEV monitor was not allowed to enter the polling centre by the SPO. No. 27 - CMEV monitor was not allowed to enter the polling centre by the SPO.
Yatinuwara	72,329	45	40	-	
TOTAL	9,07,044	653	429	15	
MATALE DISTRICT					
Dambulla	1,11,401	97	45	7	No. 70 – Transporting UPFA voters by two vehicles (Dolphin van- 58-0606 and a Nissan van). UPFA cutouts were shown at the party office of UPFA Minister Janaka Bandara Thennakoon which is close to the polling centre. No. 71 /72/ 77 – Approximately 8 UPFA supporters who came by a vehicle were gathered around the polling centre. A photograph of UPFA Minister Mr. Janaka Bandara Tennakoon was pasted on the vehicle. No. 52 - CMEV monitor was not allowed to enter the polling centre by the SPO.

					No. 21 – A drunken voter threatened the SPO and other officials. No. 39 – 4 voters were threatened by UNP supporters.
Laggala	60,990	67	49	-	
Matale	71,171	57	43	5	No. 45 – Two unknown groups had assaulted each other near the polling centre. No. 19 /20 /21 – Voters were prevented from entering into the polling centre by unknown persons. No. 25 – A person who tried to remain in the polling centre after voting was taken into Police custody.
Rattota	78,314	74	25	-	
TOTAL	3,21,876	295	162	12	
NUWARA ELIYA DISTRICT					
Hanguranketa	63,421	66	17	7	No. 38 – People had gathered near the polling centre. The SPO was drunk while Police Officers were not performing their duties. No. 27- Voters were threatened and intimidated by UNP supporters near the polling centre. Leaflets were distributed near the polling centre by UNP supporters. No. 30 – Attempted impersonation. In most of the polling centres people had gathered and remained near the polling centre. The CMEV observers were threatened and intimidated by UNP supporters. Alleged UNP supporters were traveling by vehicles bearing Nos. 61-4433 and 62-5744.

					<p>Mr. Jayaratne Dissanayake, a UPFA Minister of the Central Provincial Council, and his supporters including a Police officer were assaulted, threatened and intimidated by UNP supporters (Jayalath Dissanayake, Ranjith Dissanayake and Keerthi) at around 1.40 p.m. at Rathongoda Town.</p> <p>No. 17 – Gathering of UNP supporters in the vicinity of the polling centre.</p> <p>No. 35 – Intimidatory presence of UNP supporters who came by vehicles – 62-5744 and 61-4433 at the polling centre.</p> <p>No. 36 - Leaflets were distributed near the polling centre by UNP supporters.</p> <p>No. 59 – People near the polling centre were threatened and intimidated by UNP supporters who came by vehicles – 62-5744 and 61-4433.</p>
Kotmale	65,998	67	39	2	<p>No. 61- A volunteer at the polling centre had allegedly given two ballot papers each to UPFA supporters.</p> <p>No. 62 – The CMEV monitor was not allowed to enter the polling centre by the SPO.</p>
N'Eliya/Maskeliya	2,46,062	192	68	-	
Walapane	71,744	64	36	-	
TOTAL	4,47,225	389	160	9	
GALLE DISTRICT					
Akmeemana	78,496	69	18	-	
Ambalangoda	64,864	58	48	-	
Baddegama	85,786	80	49	-	
Balapitiya	48,826	49	32	-	
Bentara –Elpitiya	82,282	72	38	-	

Galle	71,425	61	51	-	
Habaraduwa	73,606	72	46	-	
Hiniduma	89,156	85	43	-	
Karandeniya	64,111	58	35	-	
Ratgama	73,737	66	65	-	
TOTAL	732,289	670	425	-	
MATARA DISTRICT					
Akuressa	84,867	60	42	2	No. 18 – Systematic impersonation by UPFA supporters including former Provincial Council member, Mr. Nihal Silva. No. 35 – Two UNP supporters (M Munasinghe and H Gamage) were hurt by Mr. Saman Kumara, a JVP Provincial Council member and his supporters.
Deniyaya	82,636	59	44	2	No. 60 / 61 – Intimidatory presence of UPFA supporters near the polling center.
Devinuwara	73,005	59	43	-	
Hakmana	82,128	61	52	1	No. 39 – Voters were transported by UPFA supporters.
Kamburupitiya	75,953	61	36	-	
Matara	79,784	61	41	1	No. 06 - Small scale impersonation.
Weligama	84,614	64	37	4	No. 61- Impersonation. One UNP supporter was taken into custody in this regard. No. 11 - Mr. Wasantha Tilakaratne, a member of the Weligama UC was assaulted allegedly by a UPFA UC member. Villagers were threatened and intimidated with firearms by approximately 200 UNP supporters lead by UNP MP Mr. Mahinda Wijesekara. Alleged UNP supporters had arrived in a convoy of 12 vehicles.

					<p>No. 48 / 49 –People near the polling centre were threatened and intimidated by UNP MP Mr. Mahinda Wijesekara and his supporters (around 30) and had damaged 4 vehicles.</p> <p>Four people were threatened and intimidated. A vehicle belonging to JVP MP Mr. Premasiri Manage was damaged by UNP MP Mr. Mahinda Wijesekara and his supporters.</p> <p>UPFA supporters were hurt by UNP MP Mr. Mahinda Wijesekara and his supporters (around 40).</p> <p>No. 61 – Attempted impersonation.</p> <p>A three wheeler belonging to a UNP supporter was damaged allegedly by UPFA supporters.</p> <p>A person was taken to the police as he had polling cards belonging to 4 others.</p> <p>UPFA supporters were threatened and intimidated by UNP supporters.</p>
TOTAL	562,987	425	295	10	
HAMBANTOTA DISTRICT					
Beliatta	72,862	75	41	20	<p>No. 19 –Mr. Wasantha, a supporter of UPFA candidate and several others with him had tried to forcefully enter the poling centre. They were prevented by the police.</p> <p>Several UPFA supporters who tried to forcefully enter the polling centre were prevented by police. The police officers were threatened by the UPFA supporters.</p>

				<p>No. 29 – 50 to 60 UNP supporters including UNP MP Dilip Wedaarachchi had entered the polling centre. They had arrived in 15 vehicles (58-5192, 98-1946, 62-6699, 32-6412, 58-4892, 253-8550, 32-6412, 58-6234, 58-5172, 59-1949).</p> <p>No. 30 – Four vehicles with posters of UPFA candidate were parked near the polling centre. (SP-HS 0647, JB 3015, GB 3092, 56-7981) One person who came to impersonate was chased out from the polling centre.</p> <p>No. 40 – 50 to 60 UNP supporters including UNP MP Dilip Wedaarachchi had entered the polling centre.</p> <p>In Beliatta Town, a CMEV monitor was assaulted by over 80 UPFA supporters and his digital camera was forcibly taken away. The monitor was assaulted for having taken photographs of vehicles displaying campaign material of Mr. Mahinda Rajapakse. Alleged UPFA supporters had come by 7 vehicles and they had assaulted the CMEV monitor's vehicle and its driver. A statement has been lodged with the Beliatta Police (EIB154/126). The IGP has been informed accordingly and requested to take prompt action.</p> <p>No. 31 – Attempted impersonation by UPFA supporters. The SPO and the CMEV monitor were threatened by the alleged UPFA supporters.</p> <p>No. 70 / 73 – Around 50 UPFA supporters were traveling in a convoy of 12 vehicles close to the</p>
--	--	--	--	--

				<p>polling centre (WP- KA 0221, WP-GB 3014, WP-GN 2852, 250-5217, WP-GC 9743, 253-1787). A cutout was shown in one vehicle.</p> <p>No. 18 – UNP supporters including UNP MP Dilip Wedaarachchi had gathered near the polling centre. Alleged UNP supporters had come by vehicles -57-5192, 58-7234, SP-HS 6638, 32-6412, 59-1948, 62-1698, 54-4892. 153-8550, 32-6412, 58-6234, 59-1449, WP-HS 6637.</p> <p>No. 20 – Vehicles of UPFA supporters (SP- HF 0647, WP-JB 3015, WP-GB 3092, 56-7981 and a cab without number plates) was parked in the vicinity of the polling centre.</p> <p>No. 38 – Three vehicles belonging to UNP MP Dilip Wedaarachchi were near the polling centre. Attempted impersonation had begun around 1pm and continued till 3.40pm. Around 3.45pm a group of UNP supporters had tried to impersonate and were turned back by the SPO.</p> <p>No.50 – A UNP polling agent was assaulted. Attempted impersonation.</p> <p>No. 29 – Attempted impersonation.</p> <p>No. 58 – Small scale impersonation.</p> <p>No. 01 - Small scale impersonation.</p> <p>No. 32 – Attempted impersonation.</p> <p>Threat and intimidation by supporters of UPFA candidate.</p>
--	--	--	--	--

					<p>No. 36 – Around 40 UPFA supporters and UNP MP Dilip Wedaarachchi and his supporters remained near the polling centre.</p> <p>No. 64 – Around 50 to 60 people remained near the polling centre.</p> <p>No. 62 - Around 50 to 60 people remained near the polling centre.</p> <p>No. 63 – Around 50 to 60 people remained near the polling centre.</p> <p>No. 31 – Attempted impersonation. Two small scale impersonation by UPFA supporters. UNP polling agents were threatened and intimidated by UPFA supporters.</p>
Mulkirigala	88,528	83	46	-	
Tangalle	102,009	75	60	4	<p>No. 31 – Two buses without number plates were parked at the Tangalla UPFA party office. Posters of UPFA candidate were pasted on the alleged buses.</p> <p>No. 78 – Two attempted impersonation cases.</p> <p>No. 75 – Posters with UPFA candidate’s symbol were pasted near the polling centre.</p> <p>No. 49 – One page short in the voter list.</p>
Tissamaharama	133,196	127	102	5	<p>No. 69 – Transporting UPFA voters by a double cab (50-1863) on which posters of UPFA candidate were pasted.</p> <p>No. 80 – Posters with No. 1 on a beetle leaf of UPFA candidate was pasted on a wall.</p>

					No. 108 – Propaganda materials of UPFA candidate was pasted near the polling centre. No. 92 – Posters of UPFA candidate was pasted near the polling centre. No. 94 - Posters with UPFA candidate's symbol was pasted near the polling centre by UPFA supporters who had arrived by a vehicle bearing No. 32 – 2805.
TOTAL	396,595	360	249	29	
COLOMBO DISTRICT					
Avissawella	1,01,065	52	45	-	
Borella	60,678	39	33	-	
Colombo-Central	1,44,916	98	43	1	No. 30 – (Hall No. 01) Distribution of model polling cards and meals by UPFA supporters near polling centre.
Colombo East	65,732	39	35	4	No. 39 / 35 / 36 – Approximately 160 voters were not allowed to cast their vote due to their names not being included in the voter list. No. 38 – Names of voters were not in the voters list.
Colombo North	85,967	53	37	-	
Colombo West	38,621	26	25	1	No. 12 – Five voters were not allowed to cast their vote by the SPO as their names were not in the voters list.
Dehiwala	58,728	38	33	1	No. 23 – Approximately 40 voters were waiting outside the polling centre as a result of their names not being included in the voter list.
Homagama	1,41,974	71	52	-	
Kaduwela	1,48,435	68	30	2	No. 31 - The ink mark used to confirm the voting was found to be fading. No. 67 – Two girls were found distributing UPFA propaganda cards near the polling centre.

Kesbewa	1,40,094	74	46	1	No. 6 – Three voters were not allowed to cast their vote by SPO on the basis that their names were not in the voter list.
Kolonnawa	1,07,725	59	29	2	No. 40 - Small scale impersonation. No. 41 – Attempted impersonation.
Kotte	73,274	47	47	-	
Maharagama	1,19,137	62	26	-	
Moratuwa	1,15,759	71	54	-	
Ratmalana	66,432	37	33	3	No. 01 - The ink mark used to confirm the voting was found to be fading. No. 37 – SPO was threatened and intimidated by UPFA organizer by Mr. Niranjana Nanayakkara within the premises of the polling centre. No. 33 – Leaflets with the symbol of UPFA candidate was found in the vicinity of the polling centre.
TOTAL	14,68,537	834	568	15	
GAMPAHA DISTRICT					
Attanagalla	1,12,898	71	30	-	
Biyagama	99,193	59	34	5	No. 56 – Small scale impersonation by UNP supporter. No. 53 /54 /56 – Threat and intimidation with firearms by UNP supporters including UNP Pradeshiya Sabbah Chairman Mr. Prasanna Sampath. No. 46 / 47 – UPFA supporters were prevented from reaching the polling centre by the UNP supporters who had arrived by a vehicle on which posters of UNP candidate were pasted.

					No. 53 / 54 / 56 - Small scale impersonation.
Divulapitiya	93,677	58	34	-	
Dompe	97,143	70	48	-	
Gampaha	1,24,714	81	32	-	
Je-Ela	1,17,040	70	39	-	
Katana	1,14,595	75	69	1	No. 07 - Voters were assaulted outside the polling centre.
Kelaniya	80,301	56	45	1	No. 38 – UNP supporters had questioned the names and numbers of police officers who were on duty at the polling centre.
Mahara	1,22,039	74	42	-	
Minuwangoda	1,11,211	73	41	-	UNP supporters were threatened and intimidated by UPFA Western Provincial Council Minister Mr. Prasanna Ranatunga, and his supporters near the polling centre. Alleged UPFA supporters had arrived by a vehicle bearing No. 63-3204.
Mirigama	1,07,553	75	49	1	No. 70 – CMEV monitor was not allowed to enter the polling centre by the SPO.
Negombo	89,361	62	60	-	No 47- UPFA supporter assaulted by UNP supporter. No 21- UNP supporters were threatened and intimidated by UPFA MP Jayaraj Fernandopulle and his supporters.
Wattala	94,455	64	56	-	
TOTAL	13,64,180	888	549	8	
KALUTARA DISTRICT					
Agalawatta	89,979	80	46	2	No. 49 – Around 25 UNP supporters had gathered near the polling centre. No. 33 – Small scale impersonation
Bandaragama	107,308	68	56	-	

Bulathsinhala	71,080	55	27	-	
Beruwela	99,026	66	47	2	No. 22 – Distributing leaflets near the polling centre. No. 22 – Distributing leaflets near the polling centre.
Kalutara	102,020	59	26	-	
Horana	100,085	64	41	2	No. 29 – Model ballot papers were distributed by UPFA supporters near the polling centre. No. 45 - Model ballot papers were distributed by UPFA supporters near the polling centre.
Panadura	101,328	63	46	1	No 03 – Small scale impersonation.
Mathugama	93,479	60	35	1	No. 54 – The SPO was unduly influenced by UNP MP Mr. Mahinda Samarasinghe to allow a person not in the voter list to vote. The person was allowed to vote after discussion with the Election Commissioner. This resulted in a 10 minute delay for other voters.
TOTAL	764,305	515	324	8	
ANURADHAPURA DISTRICT					
Anuradhapura East	80,971	57	34	7	No. 17 – Distribution of model ballot paper for UNP candidate. No 15- Illegal gathering of approximately 50 persons at the time when the ballot boxes were taken out of the polling centre. Attempted small scale impersonation. No. 30 – Ink used to confirm voting was alleged to be fading. No. 29 / 31 – Small scale impersonation by UNP supporters.

					No. 29 – Small scale impersonation. No. 24 - Small scale impersonation by UNP supporters.
Anuradhapura West	86,433	72	33	2	No. 62 – Small scale impersonation. No. 33 – UNP supporter was threatened by UPFA supporters.
Horowpathana	68,066	52	47	4	No. 3 – Voters were threatened and intimidated and asked to vote for UPFA candidate. No. 8 – Voter were threatened and intimidated by the UPFA supporters. No. 38 – A Polling Agent was threatened and intimidated. No. 15 – Small scale impersonation.
Kekirawa	68,671	55	43	1	No. 21 – Small scale impersonation.
Kalawewa	106,717	77	59	4	No. 61 – A UPFA supporter was arrested for attempting to stuff ballot box by the SPO and the Police. No. 03 / 60 – Small scale impersonation. No. 20 – UNP supporters were threatened and intimidated by UPFA supporters.
Madawachchiya	71,396	64	48	4	No. 63 - Small scale impersonation by UNP supporters. No. 05 / 23 / 39 - Small scale impersonation.
Mihinthale	54,554	47	29	-	
TOTAL	536,808	424	293	22	

POLONNARUWA DISTRICT					
Medirigiriya	69,230	55	43	-	
Minneriya	72,430	62	37	-	
Polonnaruwa	121,949	107	59	3	No. 48 – Attempted stuffing by UPFA supporters. No. 69 – UPFA supporters gathered near the polling centre. No. 46 – Voters were threatened and intimidated
TOTAL	263,609	224	139	3	
JAFFNA DISTRICT					
Kayts	52,986	47	10	-	
Jaffna	62,089	43	12	1	Mr. Jeyasuraj was hurt by an unidentified group of persons. Few civilians traveling by a bus were attacked with stones and as a result the driver was injured. A bus was attacked and damaged by unknown persons at Kasthuriyar. No. 37 – Voters were threatened and intimidated by unknown persons
Vaddukoddi	62,781	57	-	-	Tires were burnt on Kandy road to prevent the voters coming to polling centre by unknown persons .
Kopai	63,752	60	10	4	No. 13 / 14 / 15 – Voters were assaulted by unknown persons No. 21 – Voter intimidation by unknown persons near the polling centre.
Point Pedro	47,188	43	12	-	

Kankasanthurai	67,133	58	-	-	
Manippai	68,783	62	-	-	
Chavakacheri	62,022	51	-	-	Tires were burnt on Kandy road to prevent the voters arriving at polling centre.
Uduppidy	55,499	53	-	-	
Nallur	70,251	54	6	11	No. 44 / 45 – A female voter was assaulted outside the polling centre. Appuhami Banda was hurt by an unidentified group of persons. Threat and intimidation allegedly by unknown persons No. 21 / 22 – Grenade attacks at the polling centers by unknown persons.
Muhumalai Cluster Booth (i.e. Killinochchi + Maradankerni)	98,928	103	103	-	
TOTAL	711,412	631	153	16	
VANNI DISTRICT					
Vavuniya	104,884	91	37	3	No. 65 –Small scale impersonation. No. 51 – Two voters were unable to cast their vote due to their names being not included in the voters list. No. 01 - Small scale impersonation.
Mannar	78,906	67	29	4	Voters were threatened and intimidated by unknown persons No. 17 – Small scale impersonation. No. 22 - Small scale impersonation. No. 23 / 24 - Small scale impersonation.

Mullativu	66,596	50	-	-	
TOTAL	250,386	208	66	7	
BATTICALOA DISTRICT					
Kalkudah	91,410	109	45	3	No. 01 / 02 – A hand grenade attack at the polling centre at around 12.10 p.m. Two Police officers and three civilians were injured. UPFA supporters were threatened and intimidated by UNP supporters. No. 01 – Three cases of small scale impersonation.
Batticaloa	147,979	162	30	7	No. 117 – A mobile Police team and their vehicle was attacked with stones by a group of persons gathered in front of the polling centre. The voters were threatened and intimidated. No. 20 /26 – Voters were prevented form voting by Police officers at the polling centre. Mr. Nizamdeen, a UPFA supporter was arrested in attempting to impersonate. No. 114 – Two cases of small scale impersonation. No. 15 / 116- Small scale impersonation. No. 113 – Small scale impersonation. Voters were prevented from entering the polling centre.
Paddirippu	79,339	83	30	-	
TOTAL	318,728	354	105	10	
TRINCOMALEE DISTRICT					
Trincomalee	91,095	97	54	3	No. 30 – Intimidatory presence of four people close to the polling centre. No. 2 – Small scale impersonation at around

					2.20 p.m. by approximately 10 UNP supporters including UNP organizer, Ms. Ariyawathi. No. 25 - Small scale impersonation.
Seruwila	66,126	87	39	3	No. 43 – Small scale impersonation. No. 27 / 28 - Small scale impersonation.
Muthur	81,534	94	76	-	
TOTAL	238,755	278	169	6	
DIGAMADULLA DISTRICT					
Kalmunai	63,251	56	42	12	No. 12 – CMEV election monitor was chased out from the polling centre by the SPO. No. 27 – Voters were threatened and intimidated to vote for UPFA candidate. A bomb explosion took place inside a private bakery killing two people and injuring five others. Mr. Faleel Moulavi was shot at around 11.30 a.m. and the victim was admitted to Kalmunai Base Hospital. An attempted murder. Mr. Abdul Waseer was shot at around 11.45 a.m. and later was admitted to Kalmunai Hospital with injuries. A person was assaulted at around 12.45 p.m. No. 24 /25 /26 – Threat and intimidation by both UNP and UPFA supporters near the polling centre. Around 30 voters were asked to vote for their candidates.

					<p>No. 34 – Voters were threatened and intimidated by UPFA supporters.</p> <p>No. 03 – Voters were threatened and intimidated by UPFA MP Segu Issadeen.</p> <p>No. 05 - Voters were threatened and intimidated by UPFA supporters. Alleged UPFA supporters had entered the polling centre with firearms.</p> <p>No. 44 – Posters of UNP candidate were pasted on the outside wall of the polling centre.</p> <p>No. 30 – People gathered outside the polling centre had asked voters to vote for their parties.</p> <p>No. 05 / 03 – Polling Agent was threatened and intimidated by UPFA supporters with firearms.</p>
Amparai	1,36,738	140	68	1	No. 22 – Small scale impersonation.
Pottuvil	1,29,795	126	72	4	<p>No. 27 – Former MP of UNP SFP Majeed and his supporters asked the voters to vote for UNP while going by a vehicle bearing No. 251-6213.</p> <p>No. 75 - UPFA Minister Ferial Asrouf had entered the polling centre and discussed with voters for 15 minutes at around 11.40 p.m. while her security guards (STF) remained outside the polling centre with firearms.</p> <p>Unknown persons had seized polling cards from voters.</p> <p>No. 102 – Small scale impersonation.</p> <p>No. 95 - Small scale impersonation.</p>

Samanthurai	66,666	67	43	2	No. 16 – UNP Polling Agent was assaulted by UPFA Deputy Minister Mr. Anwer Ismail and his armed body guards when the victim tried to prevent an attempted impersonation by a UPFA supporter. The polling was suspended for half an hour by the election officials. No. 17 – Five UPFA supporters who attempted to impersonate were arrested by the STF and later handed over to the Police.
TOTAL	3,96,450	389	225	19	
KURUNEGALA DISTRICT					
Bingiriya	78,140	60	42	2	No. 55 – Small scale impersonation. No. 42 - CMEV monitor was not allowed to enter the polling centre.
Dambadeniya	85,455	61	42	1	No. 60 - CMEV monitor was not allowed to enter the polling centre. No. 32 – A UNP Polling Agent was injured allegedly by UPFA supporters.
Dodangaslanda	63,143	45	26	1	No. 38 - Small scale impersonation by UNP supporters.
Galgamuwa	91,698	62	54	2	No. 28 – UNP supporters were threatened and intimidated by UPFA supporters. Alleged UPFA supporters assaulted the victims and tried to stab them. No. 48 – Voters were threatened and intimidated by UNP supporters.
Hiriyala	86,112	56	28	3	No. 12 - CMEV monitor was not allowed to enter the polling centre by the SPO. No. 17 – Voters were questioned about the party to which they voted by UNP supporters.

					No. 53 –Incorrect name of a voter in the voter list.
Katugampola	85,753	65	38	2	No 53/58- Alleged drawings of UPFA candidate at Welpalla, Uduwa Junction UPFA supporters (CT Perera, V Mohansiri, AM Somatilake, HM Darmadasa and HMS Kumara)
Kuliyapitiya	89,722	68	32	3	No. 40 – UNP supporters were threatened, intimidated and assaulted with firearms by a group of UPFA supporters lead by the Chief Minister of North Western Provincial Council Mr. Athula Nimalasiri Wijesinghe near the polling centre. No. 32 – Small scale impersonation. No. 21 – Small scale impersonation.
Kurunegala	77,630	46	46	3	No. 38 - CMEV monitor was not allowed to enter the polling centre. No. 21 – Distributing leaflets with the photographs of UNP candidate. No. 27 – Systematic impersonation by UNP supporters.
Mawathagama	77,819	55	16	1	No. 25 – A person who was distributing fraudulent ballot papers was arrested.
Nikawaratiya	83,696	63	33	2	No. 13 - CMEV monitor was not allowed to enter the polling centre by the SPO. No. 49 – Voters were threatened and intimidated by UNP supporters, asking them to vote for the UNP candidate.
Panduwasnuwara	67,023	49	46	1	No. 11 - Hand bills with the UPFA candidate's symbol were in the vicinity of the polling centre.

Polgahawela	69,821	53	37	2	No. 54 – Papers with the symbol of UPFA candidate were outside the polling centre. No. 04 – Hand bills with the UPFA candidate’s symbol were in the vicinity of the polling centre.
Wariyapola	68,194	50	41	-	
Yapahuwa	100,497	67	53	5	No. 39 - CMEV monitor was not allowed to enter the polling centre by the SPO. No. 67 – Voters were threatened and intimidated by persons under the influence of alcohol. No. 51 – Exhibiting the photographs of UPFA candidate by UPFA supporters. No. 15 – Small scale impersonation by UPFA supporters. No. 24 – Around 100 people remained near the polling centre. The UPFA symbol was displayed near the polling centre.
TOTAL	1,124,703	800	534	28	
PUTTLAM DISTRICT					
Anamaduwa	96,744	86	50	6	No. 1 – UNP Organiser was assaulted and chased out from near the polling centre by UPFA supporters. No. 6 – Threat and intimidation with firearms by UNP supporters, who were traveling by a jeep. No. 52 – UNP supporters and voters who were near the polling centre were chased out by two Police officers and UPFA supporters.

					<p>No. 62 – UPFA Polling Agents were threatened with death with firearms and later chased out from the polling centre by UNP MP Mr. Range Bandara and his supporters.</p> <p>No. 65 – UNP supporter (Sunil Nissanka) was threatened with death and intimidated by a UPFA supporter (KB Abesinghe) near the polling centre.</p> <p>UPFA supporters were threatened and intimidated by UNP supporters (Nissanka and M Ranjith) in close proximity to the polling centre.</p> <p>No. 15 – Voters were transported in vehicle no GZ 8532 by unknown persons.</p>
Chillaw	102,987	78	55	5	<p>No. 28 – Two UPFA supporters with propaganda materials in their possession were taken into custody.</p> <p>No. 49 – Illegal polling cards kept in possession of a UPFA supporter (W Jayakodi)</p> <p>No. 36 – Two UPFA supporters (N Fernando and KAP Kasturiarachchi) were arrested by police with ballot papers and propaganda materials near the polling centre.</p> <p>No. 25 – Distribution of illegal ballot papers by a UPFA supporter (PM Karunatilake) in the vicinity of the polling centre.</p> <p>No. 66 – Supporters of both UNP and UPFA were in the vicinity of the polling centre with election propaganda materials of their candidates.</p>

Nattandiya	79,631	57	39	2	No. 16 / 17 – Voters were transported to the polling centre by trishaws by UPFA supporters.
Puttlam	95,350	69	39	3	No. 57 – Attempted impersonation by approximately 10 UPFA supporters. No. 32 – UNP supporters were chased out by UPFA supporters who had come by a vehicle bearing No. 53-6422. No. 23 – Small scale impersonation.
Wennappuwa	95,892	71	37	3	No. 44 – Voters were chased out after being threatened and intimidated by UPFA supporters. No. 74 – Attempted stuffing. No. 8 – People having voter lists were found near the polling centre.
TOTAL	470,604	361	220	19	
BADULLA DISTRICT					
Badulla	48,670	41	37	1	No.38 – The ink mark used to confirm the voting was found to be fading.
Bandarawela	71,292	62	48	-	
Wiyaluwa	45,049	47	17	-	
Hali-ela	57,900	56	41	2	No.25 – UNP Polling Agent was chased out by the supporters of UPFA Minister Dilan Perera, preventing polling for two hours. Alleged UPFA supporters had come by a vehicle bearing No. 67-2444.
Haputale	56,220	56	32	2	No. 46 – Voters were persuaded to vote for the UNP by the Deputy Chairman of Punagala Pradeshiya Sabbah. No. 27 – Posters of UNP candidate were pasted near the polling centre.

Mahiyanganaya	78,986	75	75	2	No. 35 - CMEV monitor was not allowed to enter the polling centre by the SPO (HA Ranasinghe) and ARO (JAV Bandara). No. 29 -Calendars of UNP candidate were distributed by UNP supporters near the polling centre.
Passara	54,910	55	34	1	No. 11 – CMEV monitor was not allowed to enter the polling centre by the SPO.
Uva paranagama	55,655	52	44	--	
Welimada	64,481	59	44	-	
TOTAL	533,163	503	372	8	
MONARAGALA DISTRICT					
Bibile	68,666	75	64	-	
Monaragala	87,943	98	60	-	
Wellawaya	119,506	119	87	2	No. 67 - The ink mark used to confirm the voting was found to be fading. No. 85 – Voters were transported by a land master bearing No. 70 Sri 3896 to the polling centre.
TOTAL	276,115	292	211	2	
KEGALLE DISTRICT					
Aranayake	49,586	42	40	5	No. 40 – Voters were unduly influenced by UPFA supporters in front of the polling centre. They were dispersed by the Police. No. 16 – Small scale impersonation. No. 33 – Ballot papers and candidates’ symbols were shown near the polling centre.
Dedigama	80,201	60	28	3	No. 12 / 13 – Fraudulent ballot papers were distributed to around 15-20 voters which were put into the ballot box.

					No. 21 – Intimidatory presence of UNP supporters near the polling centre. Posters of both UNP and JVP were pasted along the road to the polling centre.
Deraniyagala	58,163	53	33	-	No. 6- Intimidatory presence of UPFA supporters at the polling centre.
Galigamuwa	61,931	50	31	1	No. 11 - Mr. Saman Jayasinghe, the UPFA Chairmen of Pradeshiya Sabbah had entered the polling centre. Police had attempted to prevent him from doing so and words were exchanged between the parties.
Kegalle	63,755	49	30	-	
Mawanella	78,208	50	43	-	
Rambukkana	59,711	45	40	3	No. 14 – NA Neel Rathnapriya’s vote was impersonated. No. 34 – An election official had marked the ballot paper for UNP candidate when the voter asked to mark UPFA candidate. No. 27 – Small scale impersonation.
Ruwanwella	65,989	54	32	-	
Yatiantota	65,737	54	30	1	No. 33 – Allegations against UPFA for not holding a free and faire election by UNP supporters.
TOTAL	583,281	457	307	13	
RATNAPURA DISTRICT					
Balangoda	87,938	80	41	4	No. 1 – The SPO was found to be partial in favor of the UPFA candidate. The ink mark used to confirm the voting was found to be fading. No. 12 - The ink mark used to confirm the voting was found to be fading. Small scale impersonation.

					No. 54 – UNP Polling Agent was assaulted by JVP supporters. Another UNP Polling Agent was threatened by JVP supporters No. 3 – Small scale impersonation.
Eheliyagoda	83,705	61	37	-	
Kalawana	52,156	48	34	1	No. 19 – Two UPFA supporters were assaulted by Mr. AA Wijetunga, the Kalawana UNP organizer and his supporters. They were hospitalized.
Kolonna	115,991	86	42	2	No. 33 / 34 – Voters were influenced and persuaded to vote for UNP at the entrance to the polling centre by UNP supporter Ajith Kularatne. The ink mark used to confirm the voting was found to be fading.
Nivitigala	78,157	62	40	-	
Pelmadulla	65,445	53	21	1	A UPFA supporter (THM Tennakoon) was assaulted by UNP organizer Mr. Dinesh Galkanda. No. 27 – Ink was not used for voters.
Rakwana	84,595	62	29	1	No. 21 – Voters were threatened and intimidated by supporters of both UNP and UPFA near the polling centre. Later they were chased out by the police.
Ratnapura	100,230	76	38	3	No. 20 / 21 - The ink mark used to confirm the voting was found to be fading. No. 14 – Small scale impersonation by UNP supporters.
TOTAL	668,217	528	282	12	
GRAND TOTAL	12,737,264	10,428	6,237	264	

Alleged Perpetrators of Violence (Cumulative Figures)

AREA/PARTY	UPFA									UNP				SLNP	NLF	DUA	USP	SLPF	SEP	ULF	JSP	RJP	ELPP	UNAF	POLICE	LTTE	A - Z	CMEV MTR	Eel.Officials	PNG	TOTAL	
	Western	SLFP	JVP	MEP	NUA	MP	EPDP	CP	LSSP	JHU	UPFA	UNP	SLMC																			CWC
Colombo										4	2																11	3	20			
Gampaha										3	4																2	2	11			
Kalutara	1									1	1																		5	8		
Total (Western)	1	0	0	0	0	0	0	0	0	8	7	0	0	0	0	0	0	0	0	0	0	0	0	0	0	0	0	13	10	39		
Central																																
Kandy										4	2																	5		11		
Matale										2																		1	5	8		
N' Eliya										1	8																	3	1	13		
Total (Central)	0	0	0	0	0	0	0	0	0	7	10	0	0	0	0	0	0	0	0	0	0	0	0	0	0	0	9	6	32			
North Western																																
Kurunegala										9	5																	7	6	27		
Puttiam										11	4																	1	5	21		
Total (North Western)	0	0	0	0	0	0	0	0	0	20	9	0	0	0	0	0	0	0	0	0	0	0	0	0	0	0	8	11	48			
North Central																																
A'pura										5	4																	1	12	22		
Polonnaruwa										2	1																		1	4		
Total (North Central)	0	0	0	0	0	0	0	0	0	7	5	0	0	0	0	0	0	0	0	0	0	0	0	0	0	0	1	13	26			
Southern																																
Galle										1																			1	2		
Hambantota										21	3																	1	16	41		
Matara		1								5	6																		3	15		
Total (Southern)	0	1	0	0	0	0	0	0	0	27	9	0	0	0	0	0	0	0	0	0	0	0	0	0	0	0	1	20	58			
Uva																																
Badulla										1	3																	3		7		
Monaragala																												1	1	2		
Total (Uva)	0	0	0	0	0	0	0	0	0	1	3	0	0	0	0	0	0	0	0	0	0	0	0	0	0	0	4	1	9			
Sabaragamuwa																																
Ratnapura		1									4																		5	3	13	
Kegalle										3	2																	2	5	12		
Total (Sabaragamuwa)	0	1	0	0	0	0	0	0	0	3	6	0	0	0	0	0	0	0	0	0	0	0	0	0	0	0	7	8	25			
Northern																																
Jaffna																													9	3	12	
Wanni																												1	5	7		
Total (Northern)	0	0	0	0	0	0	0	0	0	0	0	0	0	0	0	0	0	0	0	0	0	0	0	0	0	0	10	0	8	19		
Eastern																																
Batticaloa										2	1																		1	9	14	
Trincomalee																														5		
Digamadulla										5	2																	1	14	22		
Total (Eastern)	0	0	0	0	0	0	0	0	0	7	3	0	0	0	0	0	0	0	0	0	0	0	0	0	0	0	2	28	41			
GRAND TOTAL	1	2	0	0	0	0	0	0	0	80	52	0	0	0	0	0	0	0	0	0	0	0	0	0	0	0	1	10	0	46	105	297

Offences Report (Cumulative Figures)

AREA / OFFENCE	Major Incidents										Major (Total)	Minor incidents						Minor (Total)	Total # of Incidents	Remarks	
	Murder	Att. Murder	Hurt	Griev. Hurt	Assault	Threat & Intimid.	Misuse of State Resources	Robbery	Arson	Abduction		Mischief	Threat	Damage to Property	Election Offence	Others	Firearms Involved			No.Affected Poll.. Centre	
Western											0				15		15			12	
Colombo					1						3				1		4			3	
Gampaha											0				5		5			4	
Kalutara					1						2			0	21	0	0	0		19	
Sub Total (Western)	0	0	0	0	1	2	0	0	0	0	0	0	0	0	21	0	0	0		0	
Central											1				1		2			3	
Kandy					1						1				2		3			3	
Matale					1						2				4		6			4	
N' Eliya											2				7	0	0	0		10	
Sub Total (Central)	0	0	0	0	2	2	0	0	0	0	0	0	0	0	7	0	0	0		0	
North Western											1				8		9	1		9	
Kurunegala											3				7		10			9	
Puttlam											4				15	0	0	1		18	
Sub Total (Nor-West)	0	0	0	0	0	4	0	0	0	0	0	0	0	0	15	0	0	1		0	
North Central											2				2		4			3	
A 'pura											2				1		3			3	
Polonnaruwa											4				3	0	0	0		6	
Sub Total (Nor-Cen.)	0	0	0	0	0	4	0	0	0	0	0	0	0	0	3	0	0	0		0	
Southern											0						0			0	
Galle											2				13		14			14	
Hambantota											5		1				7	1		3	
Matara					1						7		1		13	0	0	1		17	
Sub Total (Southern)	0	0	0	0	1	7	0	0	0	0	0	0	2	2	13	0	0	1		0	
Uva											0				3		3			3	
Badulla											0						0			0	
Monaragala											0				3	0	0	0		3	
Sub Total (Uva)	0	0	0	0	0	0	0	0	0	0	0	0	0	0	3	0	0	0		0	
Sabaragamuwa											2				3		5	1		4	
Ratnapura					1	1					2				5		7			7	
Kegalle											3				8	0	0	1		11	
Sub Total (Sabara)	0	0	0	0	1	3	0	0	0	0	0	0	0	0	8	0	0	1		0	
Northern											3						3	1		5	
Jaffna											0				2		2			2	
Wanni											3				2	0	0	1		7	
Sub Total (Northern)	0	0	3	0	0	3	0	0	0	0	0	2	0	1	2	0	0	1		0	
Eastern											2				1		3			4	
Batticaloa											0						0			0	
Trincomalee											3				3		3			11	
Digamadulla	2	2			1	3					8				4	0	0	5		8	
Sub Total (Eastern)	2	2	0	0	1	5	0	0	0	0	0	0	0	0	4	0	0	5		12	
GRAND TOTAL	2	2	3	0	6	30	0	0	0	0	43	2	0	3	76	0	81	124	9	103	

Category of Offences Carried Out by Each Party (Cumulative Figures)

Perpetrators		Major Incidents										Minor Incidents						Remarks				
		Murder	Att. Murder	Hurt	Grie. Hurt	Assault	Threat & Intimidation	Misuse Of state Resources	Robbery	Arson	Abduction	Major (Total)	Mischief	Threat	Damage to Property	Election Offence	Others	Minor (Total)	GRAND TOTAL		Firearms Involved	No. Affected Poll. Centre
UPFA	SLFP										0				1		1	1				
	JVP										0						0	0				
	MEP										0						0	0				
	NUA										0						0	0				
	MP										0						0	0				
	EPDP										0						0	0				
	CP										0						0	0				
	LSSP										0						0	0				
	JHU										0						0	0				
UPFA					2	12					14	14			2	27	29	30	43	44	2	40
UNP	UNP					2	9				11				14		14	25				
	SLMC										0						0	0				
	CWC										0						0	0				
	UCPF										0	11					0	14	0	25		
SLNP											0						0	0				
NLF											0						0	0				
DUA											0						0	0				
USP											0						0	0				
SLPF											0						0	0				
SEP											0						0	0				
ULF											0						0	0				
JSP											0						0	0				
RJP											0						0	0				
ELPP											0						0	0				
UNAF											0						0	0				
POLICE											0						0	0				
LTTE						3					3		2	1			3	6	1	5		
A-Z											0						0	0				
CMEV MTR											0						0	0				
Ele. Officials											0				21		21	21			23	
PNG	2	2	3		2	6					15				13		13	28	5	16		
TOTAL	2	2	3	0	6	30	0	0	0	0	43	2	0	3	76	0	81	124	10	103		

Tabulations of Party Affiliations of Perpetrators and Complainants (Cumulative Figures)

Comp.by Party against / Party		UPFA										UNP				SLNP	NLF	DUA	USP	SLPF	SEP	ULF	JSP	RJP	ELPP	UNAF	POLICE	LTTE	CMEV MTR	Ele.Officials	A - Z	PNG	TOTAL
		SLFP	JVP	MEP	NUA	MP	EPDP	CP	LSSP	JHU	UPFA	UNP	SLMC	CWC	UCPF																		
UPFA	Complaints by SLFP against																															0	
	Complaints by JVP against																															0	
	Complaints by MEP against																															0	
	Complaints by NUA against																															0	
	Complaints by MP against																															0	
	Complaints by EPDP against																															0	
	Complaints by CP against																															0	
	Complaints by LSSP against																															0	
	Complaints by JHU against																															0	
Complaints by UPFA against											13																1			14	14		
UNP	Complaints by UNP against		1							25																	3		1	30			
	Complaints by SLMC against																														0		
	Complaints by CWC against																														0		
	Complaints by UCPF against																														0		
Complaints by SLNP against																															0		
Complaints by NLF against																															0		
Complaints by DUA against																															0		
Complaints by USP against																															0		
Complaints by SLPF against																															0		
Complaints by SEP against																															0		
Complaints by ULF against																															0		
Complaints by JSP against																															0		
Complaints by RJP against																															0		
Complaints by ELPP against																															0		
Complaints by UNAF against																															0		
Complaints by POLICE against										7															1				3	11			
Complaints by LTTE against																															0		
Complaints by A - Z against																															0		
Complaints by CMEV MTR against		1								45	34													1	6		33		90	210			
Complaints by ELE.Officials against			1							1	1																		2	5			
Complaints by PNG against										2	4														3		9		9	27			
TOTAL		1	2	0	0	0	0	0	0	80	52	0	0	0	0	0	0	0	0	0	0	0	0	1	10	0	46	0	105	297			

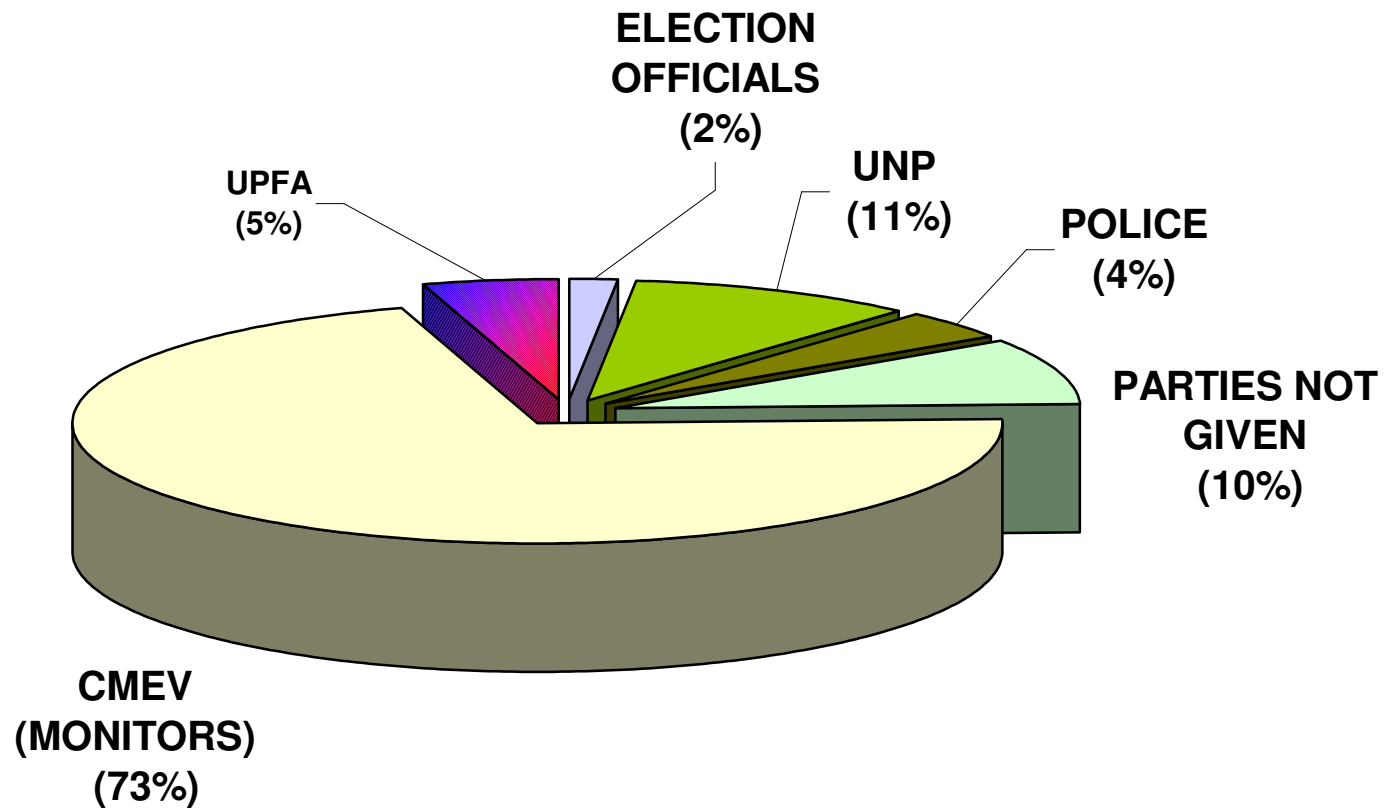
Alleged Offences

Party/Offences		Ballot Stuffing	Sys. Imper	Sml.Scl. Imper	Seizing Polling Cards	Poll.Agt Related	Voter Related	Ballot Box Related	INK Issue	Elec.Official Related	Att Stuffing & Imper	Intimid. Presense	Ele.Mtr Related	Total # of Incident	Firearms Involved	No.Afect ed Poll. Centres
UPFA	SLFP													0		
	JVP					1	1							2	2	2
	MEP													0		
	NUA													0		
	MP													0		
	EPDP													0		
	CP													0		
	LSSP													0		
	JHU													0		
	UPFA		1	4		6	16			1	5	3	1	37	39	3
UNP	UNP		1	7	1	1	8			1	3	4	1	27	3	21
	SLMC													0		
	CWC													0		
	UCPF													0	27	
SLNP														0		
NLF														0		
DUA														0		
USP														0		
SLPF														0		
SEP														0		
ULF														0		
JSP														0		
RJP														0		
ELPP														0		
UNAF														0		
POLICE							1							1		2
LTTE						1	3							4		5
A -Z														0		
CMEV MTR														0		
Ele. Officials									8				17	25		26
PNG				50	1	3	12				10	1		77		65
TOTAL		0	2	61	2	12	41	0	8	2	18	8	19	173	8	160

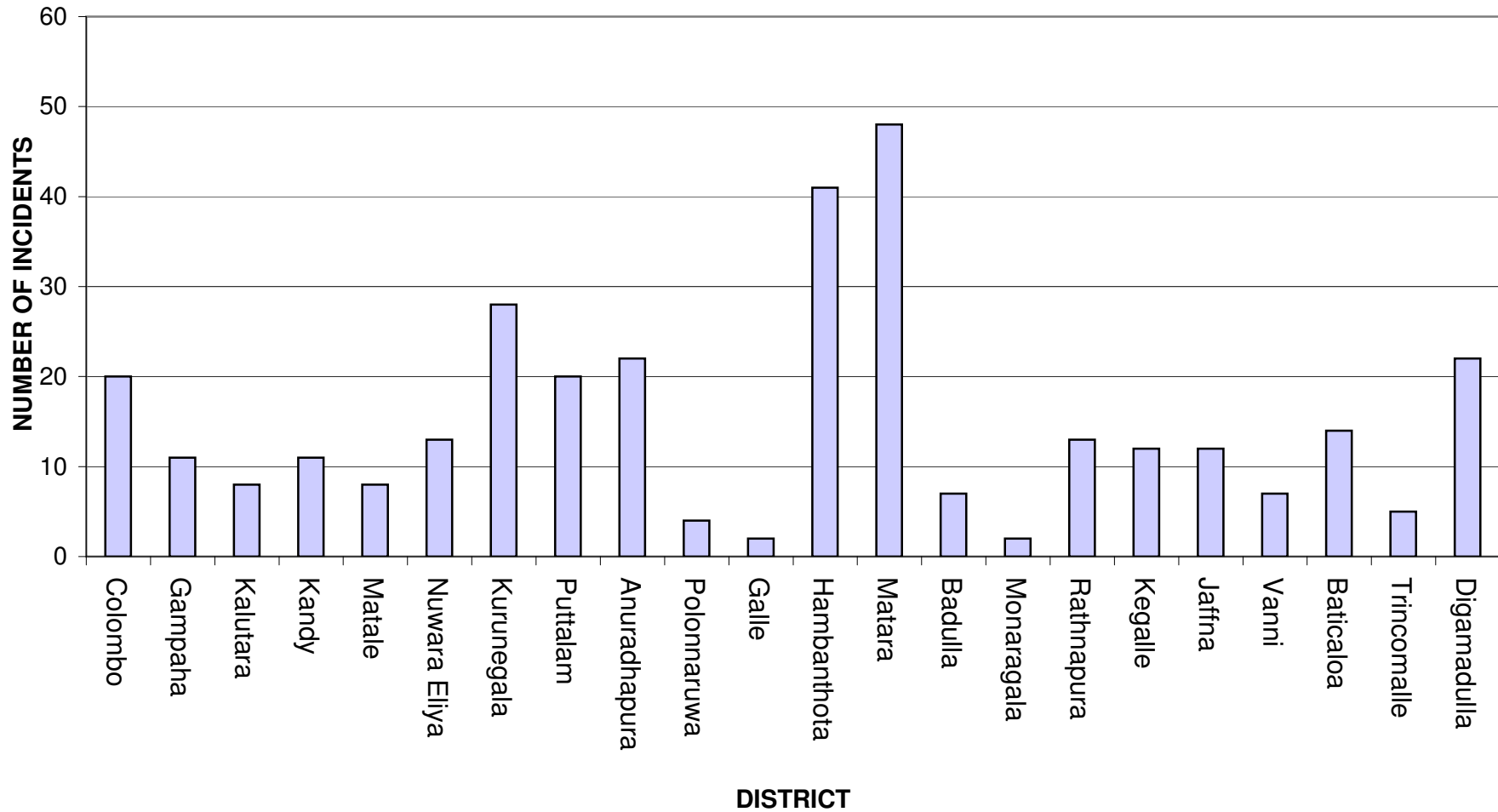
Geographic Spread of Offences

AREA / OFFENCE	Ballot Stuffing	Sys. Imper	Sml.Scl. Imper	Seizing Polling Cards	Poll.Agt Related	Voter Related	Ballot Box Related	INK Issue	Elec.Official Related	Att Stuffing & Imper	Intimid. Presense	Ele.Mtr Related	Total # of Incidents	No.affected Poll. Centres	Firearms Involved
Western															
Colombo			1					2	1	1			5	5	
Gampaha			2			3			1			1	7	7	1
Kalutara			2								1		3	3	
Sub Total (Western)	0	0	5	0	0	3	0	2	2	1	1	1	15	15	1
Central															
Kandy				1		3						5	9	12	1
Matale					1	3						1	5	7	
N ' Eliya			1		1	1					2	2	7	5	
Sub Total (Central)	0	0	1	1	2	7	0	0	0	0	2	8	21	24	1
North Western															
Kurunegala		1	5		1	5					1	6	19	17	
Puttlam			1		2	5				2			10	13	1
Sub Total (Nor-West)	0	1	6	0	3	10	0	0	0	2	1	6	29	30	1
North Central															
A 'pura			13		1	2		1		1			18	17	
Polonnaruwa										1			1	1	
Sub Total (Nor-Cen.)	0	0	13	0	1	2	0	1	0	2	0	0	19	18	0
Southern															
Galle													0		
Hambantota			6		2	5				10	1	1	25	18	
Matara		1	5			3				1			10	6	
Sub Total (Southern)	0	1	11	0	2	8	0	0	0	11	1	1	35	24	0
Uva															
Badulla						1		1				2	4	4	
Monaragala						1		1					2	2	
Sub Total (Uva)	0	0	0	0	0	2	0	2	0	0	0	2	6	6	0
Sabaragamuwa															
Ratnapura			3		1	1		3					8	9	
Kegalle			3								2		5	5	
Sub Total (Sabara)	0	0	6	0	1	1	0	3	0	0	2	0	13	14	0
Northern															
Jaffna					1	2							3	5	
Wanni			4			1							5	5	
Sub Total (Nothorn)	0	0	4	0	1	3	0	0	0	0	0	0	8	10	0
Eastern															
Batticaloa			8			2				1			11	5	
Trincomalee			4								1		5	5	
Digamadulla			3	1	2	3				1		1	11	9	1
Sub Total (Eastern)	0	0	15	1	2	5	0	0	0	2	1	1	27	19	1
GRAND TOTAL	0	2	61	2	12	41	0	8	2	18	8	19	173	160	4

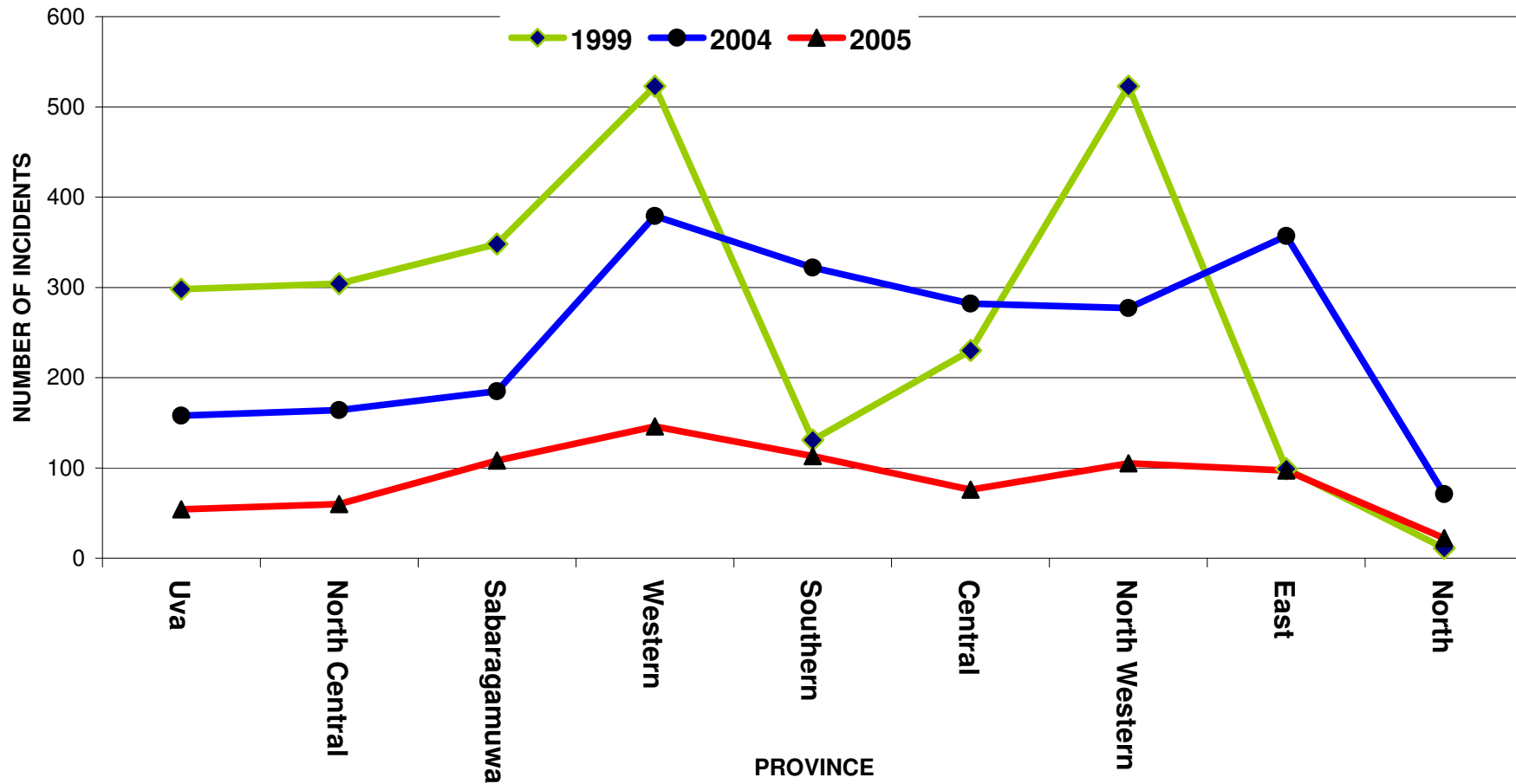
TOTAL NUMBER OF COMPLAINTS MADE BY PARTY (ELECTION DAY)
(297)



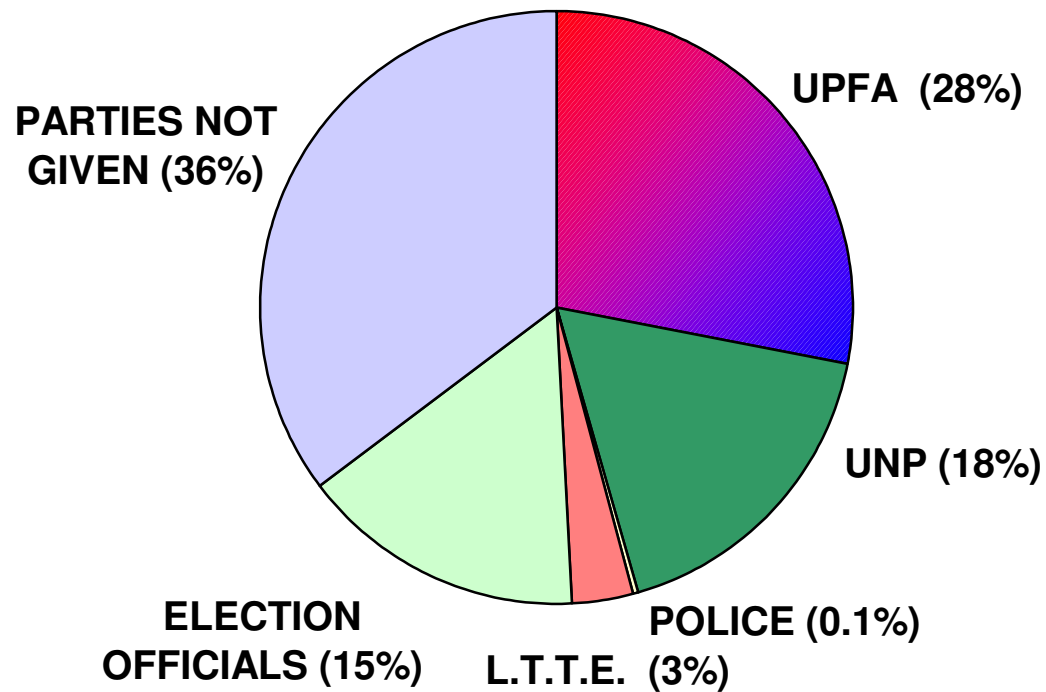
TOTAL NUMBER OF INCIDENTS BY DISTRICT
(ELECTION DAY) (297)



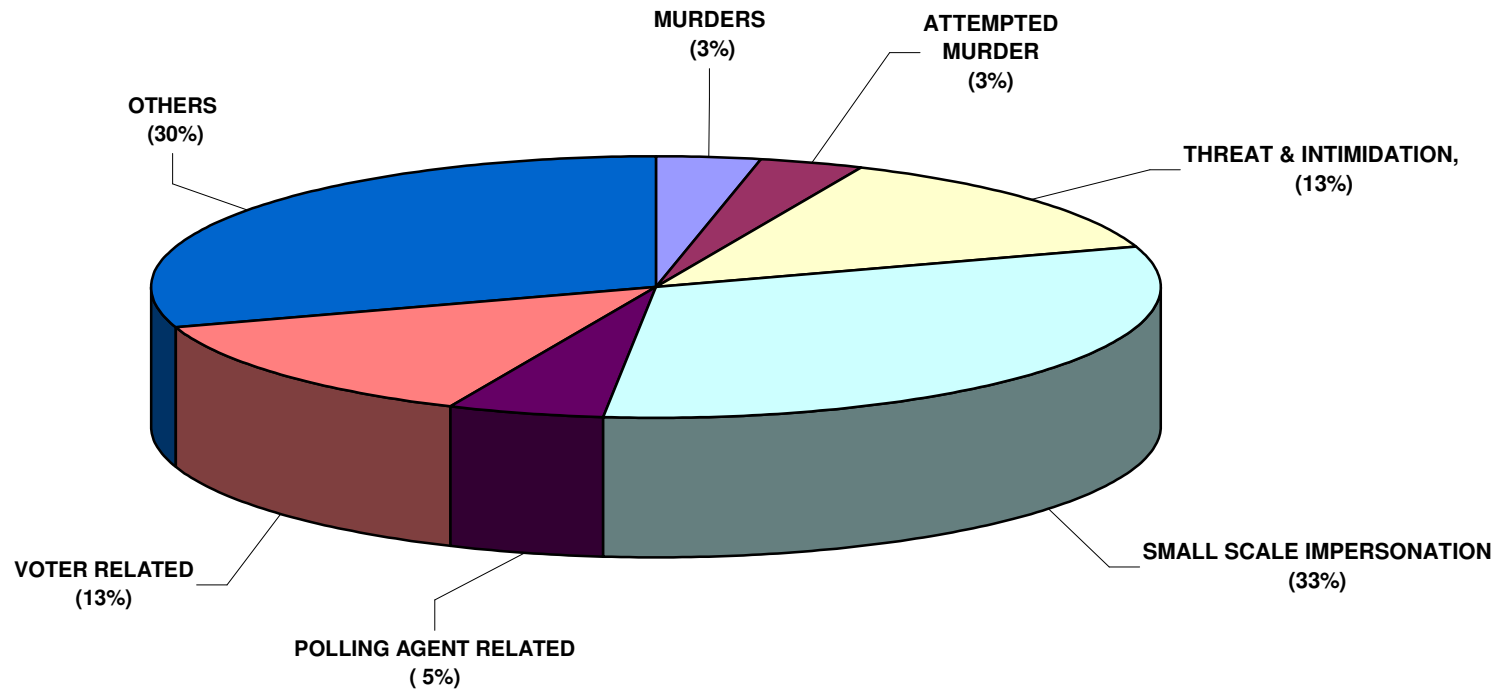
COMPARISON OF TOTAL NUMBER OF INCIDENTS (Election Campaign and Election Day) BETWEEN PRESIDENTIAL ELECTION 1999, GENERAL ELECTION 2004 AND PRESIDENTIAL ELECTION 2005



TOTAL NUMBER OF INCIDENTS BY PARTY OF ALLEGED PERPETRATORS (ELECTION DAY) (297)

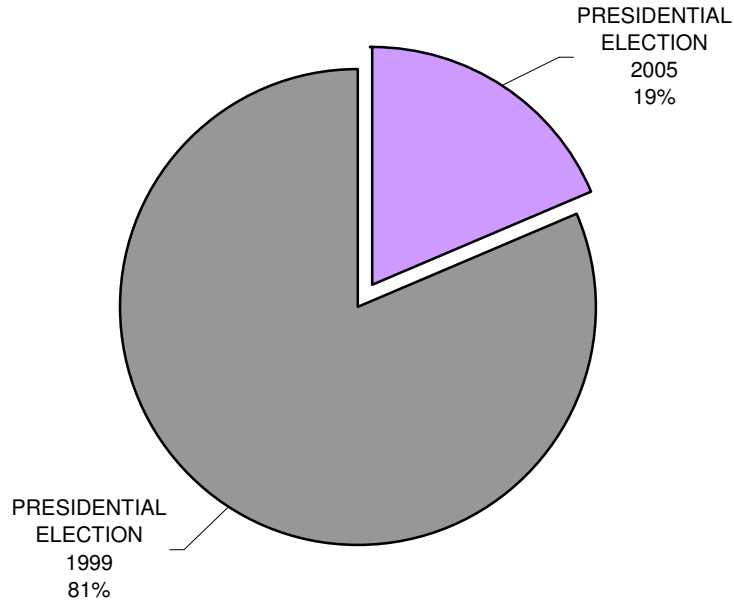


INCIDENT REPORTED IN NORTH AND EAST PROVINCES (ELECTION DAY) (60)



COMPARISON OF ELECTION DAY INCIDENTS : PRESIDENTIAL ELECTION 2005 WITH
(A) ELECTION DAY - PRESIDENTIAL ELECTION 1999
(B) ELECTION DAY - GENERAL ELECTION 2004

(A)
TOTAL NUMBER OF ELECTION DAY INCIDENTS
IN
PRESIDENTIAL ELECTION 2005
+
PRESIDENTIAL ELECTION 1999
= 1601



(B)
TOTAL NUMBER OF ELECTION DAY INCIDENTS
IN
PRESIDENTIAL ELECTION 2005
+
GENERAL ELECTION 2004
= 745

